

एफ़. नं/ F. No. 9-11-2014-GIM-ODISHA  
भारत सरकार / Government of India  
Ministry of Environment, Forests & Climate Change  
पर्यावरण, वन और जलवायु परिवर्तन मंत्रालय  
(Green India Mission)  
\*\*\*\*

इंदिरा पर्यावरण भवन /Indira Paryavaran Bhawan,  
नई दिल्ली/New Delhi – 110003

दिनांक/Dated: 28<sup>th</sup> फ़रवरी, 2024

To,

The Pay & Accounts Officer  
Ministry of Environment, Forest & Climate Change  
Indira Paryavaran Bhawan  
Jor Bagh Road, Aliganj  
New Delhi-110003

**Subject: Release of balance instalment under the National Mission for a Green India (GIM) for the approved Annual plan of Operation of FY 2022-23 for the State of Odisha in the FY 2023-24: reg.**

Sir,


I am directed to convey the sanction of the President of India to release of **Rs. 12.59 Crore (Rupees Twelve Crore, Fifty-Nine Lakhs only)**, as Grant-in Aid (as per details given in Para 5 below) to the State Government of **Odisha** for onward release to the State Forest Development Agency, **Odisha** (SFDA) in FY 2023-24 under GIM for carrying out activities as per the approved targets of FY 2022-23.

2. The Competent Authority has approved the Annual Plan of Operation (APO) of Odisha State to carry out the GIM activities with a financial implication of Rs. 35.83 Crore (Rupees Thirty-Five Crore, Eighty-Three Lakh only) during 2022-23 and with the revised allocation of Rs. 34.07 the FY year 2022-23, to be shared between Central and State Government in the ratio of 60:40 (as per details given in Para 5 below) as per the approved funding norm communicated by Department of Expenditure (DoE), Ministry of Finance (MoF), vide D.O Letter No. 32/PSO/FS/2015 dated October 28, 2015. The L2 Landscape-wise work plan, details enlisting the physical and financial targets are given in **Annexure-I**.

3. As per the Government of India O.M. No. 55(5)/PF. II/2011 dated September 6, 2016 issued by the DoE (MoF); the State may set aside @ 25% Flexi fund on total liability (including the central and state share). The Centre and the State Government will adhere to conformity with the Guidelines for Flexi Funds within Centrally Sponsored Schemes issued by the DoE before seeking flexi-fund under the scheme.

4. The fund release for FY 2023-24 has been sanctioned based on the prevailing State Wage Rate i.e. Rs. 315/- per day.

5. Further, in accordance with Para 12 of the Government of India O.M. No. 1(13) PFMS/FCD/2020 dated 23rd March, 2021, issued by the DoE (MoF), which states that 'In the beginning of a financial year, the Ministries/Departments will release not more than 25% of the amount earmarked for a State for a CSS for the financial year. Additional central share (not more than 25% at a time) will be released upon transfer of the stipulated State share to the Single Nodal Account and utilization of at least 75% of the funds released earlier (both central and State Share) and compliance of the condition's pf previous sanction'.


  
Inspector General of Forests  
NAEB, MoEF&CC  
Room No.710, Pt. Deendayal  
Antyodaya Bhawan, CGO Complex  
Lodhi Road, New Delhi

The funds shall be released in the following manner:

		Rs. in Crores
S. No.	Particulars	Amount
(a)	Total Cost of Final APO submitted by the State	34.07
(b)	Amount to be released as Central Govt's share [60% of (a)]	20.44
(c)	Amount to be met by State Govt. as State share [40% of (a)]	13.63
(d)	Amount released as 1st Instalment during FY 2022-23 [25% of (b)] as per revised guidelines	5.37
(g)	Balance Amount proposed to release during FY 2023-24 (b-d)	15.07
(h)	Less: Unspent balance	2.48
(i)	<b>Balance amount to release during FY 2023-24 (after adjusting unspent balance (g-h))</b>	<b>12.59</b>

6. The Grants-in-Aid shall be regulated in accordance with the provisions contained in GIM Implementation Guidelines of Ministry of Environment, Forest and Climate Change, Government of India, New Delhi (MoEF&CC). The Grants-in-Aid is also subject to the Chapter 9 of the General Financial Rules (GFR) 2017, as amended from time to time, based on the Government of India's decisions incorporated there under, and any other guidelines which may be issued in this regard, and in particular subject to the following conditions: -

- i. The Grants-in-Aid to the State Government for onward release to SNA is subject to the Economy Instructions issued from time to time by the Ministry of Finance or by any Competent Authority so designated.
- ii. No staff is to be provided specifically for the Scheme.
- iii. Assets acquired wholly or substantially out of Government Grants shall not be disposed of without obtaining the prior approval of the sanctioning authority of Grants-in Aid.
- iv. SNA shall maintain and shall present their Annual Accounts in the standard format as required under GFR 2017 (GFR).
- v. The entire funds should be utilized by the end of the current financial year on pro-rata basis following the provisions of GFR, 2017. The SNA shall furnish Utilization Certificate as per GFR 19-A format giving the unspent balance and interest accrued, stating the reason for non-utilization of funds if any, along with its request for the release of next instalment of The Grants-in-Aid certifying that the fund released to them, for which Utilization Certificates have been issued, has been utilized exclusively in pursuance of objectives envisaged in the Rules/Memorandum of SNA and that the Grant has been spent as per the instructions/ rules and with the approval of Competent Authority in each case.
- vi. The Accounts of SNA, as mentioned in Para 7(b) below, shall be open for inspection by the sanctioning authority and audit, both by the Comptroller and Auditor General of India or by any person authorized by him on his behalf in accordance with the provisions laid down in Section 14 of the C&AG (DPC) 1971 as amended from time to time and Internal Audit Party by the Principal Accounts Office of the Ministry or Department whenever it is called upon to do so.
- vii. The auditing of accounts of the SNA/IAs, as mentioned in Para 7(b) below, operated for GIM shall be carried out through a reputed Chartered Accountant who is also on the panel of C&AG. The audit report must be submitted along with the Utilization Certificate.
- viii. The Grants-in-Aid shall be utilized on pro-rata basis before the end of the current financial year and unspent balance, if any, shall be refunded by SNA to the Government of India as per the relevant provisions of GFR 2017.
- ix. Detailed progress report of the activities taken up by SNA under GIM shall be submitted to MoEF&CC soon after the end of financial year, along with photographs (with date) prior to commencement and after completion of each activity.

  
Inspector General of Forests  
NAEB, MoEF&CC  
Room No.710, Pt. Deendayal  
Antyodaya Bhawan, CGO Complex  
Lodhi Road, New Delhi

- x. The performance achievement report by SNA/State Government along with photographs should be uploaded in their website for public access.
7. The project shall be implemented by SNA strictly in conformity with the Implementation Guidelines 2014 of Green India Mission including the following: -
- a. The activities under the Mission shall be implemented on pro-rata basis in the areas as indicated and in the project proposal and approved by the GIM Directorate.
  - b. The funds received by the SNA shall be deposited in its exclusive and separate bank account in a Nationalized Bank, which would be operated jointly by its Chairperson and the Member Secretary. The interest amount if any, accrued on the deposits of these funds shall be treated as part of the SNA's additional resources and would be adjusted towards further instalments of the grant/assistance in the same financial year.
  - c. IA/ JFMCs shall maintain a record of all assets created under the project as per GFR 151 and furnish CST in case of purchase of leviable goods.
  - d. Contractors / middlemen/ intermediate agencies are not permitted to be engaged for execution of any of the works under the scheme so as to ensure that the full wages are paid to the workers.
  - e. Payment towards wages/remuneration as well as contractual obligations should be made through bank accounts of recipients and not through cash payments. The copy of PF and ESI in respect of contractual employees to be submitted in compliance with DBT scheme.
  - f. The State will comply with DBT Mission conditions and will also submit details of all beneficiaries as per the prescribed format to the GIM Directorate.
  - g. Evidence of deposit of TDS/ CST in case of contract payments and CST in case of purchase of leviable goods should be submitted to the Ministry.
  - h. A quarterly statement of accounts and progress of works carried out in the L3 level landscapes shall be submitted by each JFMC/ EDC to the IA which, in turn, shall compile its own progress report for onward submission to SNA. SNA shall prepare a comprehensive Annual Report on the progress of works and utilization of funds in respect of all L2 level landscapes and submit to MoEF&CC, Government of India soon after the end of the financial year.
  - i. In case an IA fails to execute the project in the identified L2/L3 landscapes within the stipulated time, including such extensions as may be granted by the Competent Authority, the Competent Authority may, in its discretion, require the SNA to refund the grant in whole or in such part on account of the concerned IA along with interest thereon.
  - j. There shall be no diversion of earmarked funds from one L2/L3 landscape to another one except in case of unavoidable circumstances and only with the prior approval of Mission Directorate.
  - k. Except for supervening impossibilities, the Chairperson and the Member Secretary of the SNA/IA shall be solely responsible and accountable for successful implementation of the project.
  - l. The funds released under the scheme shall be subject to audit by the Comptroller and Auditor General of India or his nominated officer. Any other agency/ officer (s) authorized by GIM shall have the right of access to the books and accounts of the SNA/ IA/JFMCs and EDCs for the funds received under the project.
  - m. The SNA shall submit non-diversion and non-embezzlement certificate each time a request for release of grant is made to GIM Directorate.
  - n. The SNA shall be responsible for guidance, coordination, supervision, periodical reporting and monitoring the implementation of the project by their constituent IAs/JFMCs/ EDCs. The project shall also be monitored periodically by the respective State Forest Departments and all assistance for this

- purpose shall be rendered by the SNA. In addition to this, MoEF&CC shall supervise the project, as and when deemed required.
- o. The Competent Authority reserves the right to terminate the grant at any stage if it is convinced that the grant has not been properly utilized or appropriate progress has not been made.
  - p. The SNA shall follow strict corruption mitigation strategies while utilizing the funds.
  - q. The implementation of the project and maintenance of plantations raised there under that spill over to the next year shall be the responsibility of the State Government unless the GIM scheme is continued.
  - r. SNA shall take necessary steps to ensure raising of quality seedlings and maximum survival of plants under the GIM Scheme. The survival percentage of plantation shall be reflected in the subsequent Quarterly Progress Report submitted to the Ministry along with the details on the progress of activities carried out under the Mission.
  - s. SNA shall also submit a certificate to the effect that all conditions laid down in the Implementation Guidelines and the Sanction Order are being followed each time a request for release of grant is made to GIM Directorate.
  - t. The project should be completed within the stipulated time period as reflected in the Perspective Plan and APO. The SNA shall furnish two (2) copies of detailed report to Mission Directorate within two months of completion of the project.
  - u. The expenditure for the purchase of equipment's and creation of capital assets must not exceed 5% of the total cost of the APO and a copy of purchase of permanent equipment's may be furnished.
8. The SFDA shall also ensure the following conditions, prior to seeking the release of the next instalment of funds:
- a. The State Government shall ensure that the work of preparation of comprehensive Micro-level plans is duly carried out after taking into account all the activities/interventions to be implemented with the funds available from various sources/complementary schemes to ensure convergence. The information related to such financial micro-planning in respect of the landscapes showing the details of the break-up of the funds from various sources (e.g. MoEF&CC, CAMPA, MNREGS, etc.) that are required to be converged in the ratio approved by the CCEA shall be furnished by the State Government.
  - b. The detailed baseline data after preparation of micro-plans for L3 level landscapes in respect of all the monitorable parameters shall be furnished by the State Government while submitting the proposal for release of further funds.
  - c. Latitude/longitude coordinates of each landscape/area of intervention where the activities under GIM or convergence activities are proposed with any other complementary scheme will be furnished by the State Government.
  - d. Geo-coordinates along with geo-referenced maps (including soft copy in .shp/.kml format) for each landscape/area where the activities under GIM or under convergence are proposed and being undertaken shall be duly authenticated by an officer.
  - e. Satellite photographs with dates and GPS coordinates should be furnished before and after the implementation of the scheme and furnished with the physical progress report. The photographs should be taken both before commencement and after completing of each activity e.g. advanced work and creation.
  - f. Ensure saturation of the selected landscapes sequentially starting with L3s and progressing over L2s and L1s with the requisite interventions in the stipulated time period to avoid duplication.
  - g. Ensure State's matching share as per the funding pattern of the scheme which should be reflected in the

  
Inspector General of Forests/C,  
NAEB, MoEF&CC  
Room No.710, Pt. Deendayal  
Antyodaya Bhawan, CGO Complex  
Lodhi Road, New Delhi

- h. The release of the balance instalment would also be subject to the condition that the State will provide a matching share as per the present funding pattern. The contribution of State's matching share should be reflected in the UC.
- i. Conformity with the guidelines for flexi funds within Centrally Sponsored Schemes issued by the Dept. of Expenditure, Ministry of Finance from time to time. The State will ensure that is the State desire to set aside 25% of the Flexi Fund, it should be within the overall allocation to the State and not over and above the cost of the Annual Plan of Operation 2021-22.
- j. The yearly data of beneficiaries separately including SCSP and TSP shall be maintained by State. Payment to labour strictly by DBT and evaluation report may be submitted by State.
9. The SNA shall also ensure the following conditions, prior to seeking the release of the next instalment of funds:
- a. The State Government shall ensure that the work of preparation of comprehensive Micro-level plans is duly carried out after taking into account all the activities/interventions to be implemented with the funds available from various sources/complementary schemes to ensure convergence. The information related to such financial micro-planning in respect of the landscapes showing the details of the break-up of the funds from various sources (e.g. MoEF&CC, CAMPA, MNREGS, etc.) that are required to be converged in the ratio approved by the CCEA shall be furnished by the State Government.
- b. The detailed baseline data after preparation of micro-plans for L3 level landscapes in respect of all the monitorable parameters shall be furnished by the State Government while submitting the proposal for release of further funds.
- c. Latitude/longitude coordinates of each landscape/area of intervention where the activities under GIM or convergence activities are proposed with any other complementary scheme will be furnished by the State Government.
- d. Geo-coordinates along with geo-referenced maps (including soft copy in .shp/.kml format) for each landscape/area where the activities under GIM or under convergence are proposed and being undertaken shall be duly authenticated by an officer.
- e. Satellite photographs with dates and GPS coordinates should be furnished before and after the implementation of the scheme and furnished with the physical progress report.
- f. Certification that the creation/Maintenance work has been carried out in the area of which geo-references have been submitted.
- g. Ensure saturation of the selected landscapes sequentially starting with L3s and progressing over L2s and L1s with the requisite interventions in the stipulated time period to avoid duplication.
- h. The contribution of State's matching share should be reflected in the UC.
10. In accordance with the revised procedure, the Reserve Bank of India may please be advised to pass on the credit to the Central Accounts Section, Nagpur for transferring the funds to the accounts of Government of **Odisha** and to debit the amount to the Account of Ministry of Environment, Forest & Climate Change, Govt. of India, New Delhi.
11. The State Government of **Odisha** would make provisions in their budget and on receipt of funds from RBI, release the grants of above funds within 15 days of the issue of this sanction letter to SNA the details of which are given below, under intimation to this office.

  
Inspector General of Forests  
NAEB, MoEF&CC  
Room No.710, Pt. Deendayal  
Antyodaya Bhawan, CGO Complex  
Lodhi Road, New Delhi

Name and Address of SNA	Name of Bank where A/c of SNA held	Name and complete address of the bank branch	IFSC/MICR Code/ Bank Branch Code	Type of Account	Account No.
SFDA, O/o PC CF, Odisha Aranya Bhawan Chandrasekharpur, Odisha-751023	HDFC Bank LTD, KIIT University, Bhubaneswar-751024	HDFC Bank LTD, KIIT University Branch, KIIT Campus, Near KIMS Administrative Block, Patia, Bhubaneswar-751024	IFSC Code-HDFC0003951	Saving	50100443974236

12. The payment sanctioned above is provisional. The final adjustment shall be made after receipt of the item wise physical and financial Progress Report (detailed report), Utilization Certificate and Audited Expenditure figures from the implementing agency at the time of next release.

13. The implementing agency is requested to ensure that the Central Assistance being released shall be gainfully utilized in furtherance of the approved APO without any time overrun under the project/scheme. The proposed area coverage under the work programme should not be over-lapping with any other Central/State scheme and there should be no duplication of central / external assistance in any case.

14. The expenditure is debit to the following Head of Accounts under Demand No. 28 of Ministry of Environment, Forest and Climate Change (2023-24).

S. No	Budget Head	BE 2023-24 (in Crores)	RE 2023-24 (in Crores)	Centre's share Proposed for the State	
				Committed Liability	Total (Rs. in Crores)
a.	General (3601.06.101.01.01.31)	108.13	72.45	9.42	9.42
b.	NER (2552.00.109.08.01.31)	20.00	20.00	-	-
c.	SCSP (3601.06.789.01.01.31)	12.00	10.00	2.00	2.00
d.	TSP (3601.06.796.01.01.31)	15.00	10.00	1.17	1.17
<b>Total</b>		<b>155.13</b>	<b>112.45</b>	<b>12.59</b>	<b>12.59</b>

14. The sanction issues with the approval of the Competent Authority under the power delegated to the Ministries/Departments with the concurrence of Integrated Finance Division vide IFD no 38/IFD/2024 dated 23.02.2023.

Yours faithfully

*[Signature]*  
28.02.2024


(कृष्ण बहादुर सिंह)  
वन महानिरीक्षक (जीआईएम)

Encl: as above

Copy to: -

1. The Chief Secretary, Govt. of Odisha, Bhubaneswar
2. Principal Chief Conservator of Forests, Department of Forest 2nd Environment, Govt. of Odisha, Bhubaneswar.
3. The Principal Secretary, Department of Forest and Environment, Govt. of Odisha, Bhubaneswar.
4. The Principal Secretary, Department of Finance, Govt. of Odisha, Bhubaneswar.
5. The Principal Secretary, Department of Planning and Coordination, Govt. of Odisha, Bhubaneswar.
6. The Accountant General (AE), Govt. of Odisha, Bhubaneswar.

7. The State Nodal Officer (61M). Department of Forest and Environment, Govt. of Odisha, Bhubaneswar.
8. The Addl. Pr. Chief Conservator of Forests. Regional Office (EZ), MoEF&CC, Govt. of India. Bhubaneswar.
9. Additional Secretary & Financial Advisor, MoEF&CC, New Delhi.
10. Inspector General of Forests (Forest Conservation), MoEF&CC, New Delhi.
11. Joint Secretary (Climate Change), MoEF&CC, New Delhi.
12. Joint Secretary (MGNREGS)-RE-1, MoRD, New Delhi.
13. Joint Secretary (PF-II), Department of Expenditure, Ministry of Finance, New Delhi.
14. The Manager, Reserve Bank of India, Nagpur.
15. The Principal Director (Audit), Scientific Department. AGCR Building, New Delhi.
16. The DDO (Cash), MoEF&CC, New Delhi.
17. Account Officer (B&A), MoEF&CC, New Delhi.
18. Sanction Folder/ Guard File.

  
Inspector General of Forests  
NAEB, MoEF&CC  
Room No.710, Pt. Deendayal  
Antyodaya Bhawan, CGO Complex  
Lodhi Road, New Delhi





Annexure-1: Work Plan giving landscape-wise details for carrying out the GIM Activities of FY 2022-23

Wage Rate: Rs. 315/day  
(Physical Target in Ha. And Financial Target in Rs. Lakh)

Landscape Name:		Bhawanipatna (TDA, Kalandi North)		Biswanathpur (TDA, Kalandi South)		Keagan (TDA, Kalandi North)																	
Sl. No.	Submission/ Intervention	Category	Type	State Cost Norm (Rs/ha) @ wage rate Rs.315/- per MD	State Cost Norm (Rs/ha)	Physical (in ha) & Financial (in Rs.) Target	Physical (in ha) & Financial (in Rs.) Target	Physical (in ha) & Financial (in Rs.) Target															
A. Cost norms for Sub-Missions and Intervention				Phy.	Fin.	Phy.	Fin.	Phy.	Fin.														
1	Sub-Mission 1: Enhancing quality of forest cover and improving ecosystem services	a) Moderately dense forest cover, but showing degradation	Activity: Conversion of Moderately dense forest cover to dense forest. Sub-Activity: Protection from fire, grazing, illicit felling etc.																				
			a) Advance Work	5398	5398	0	0	0	0	0	0	0	0	0	0	0	0	0	0	0			
			b) Creation	25409	26861	10	254090	25	635225	25	635225	25	635225	25	635225	25	635225	25	635225	25	635225		
			c) Maintenance I Year	9685	10238	50	479250	50	153650	50	153650	50	153650	50	153650	50	153650	50	153650	50	153650		
			II Year	5147	5441	0	0	0	0	0	0	0	0	0	0	0	0	0	0	0	0		
			III Year	1905	2014	0	0	0	0	0	0	0	0	0	0	0	0	0	0	0	0		
			<b>Total</b>	<b>47544</b>	<b>49952</b>	<b>60</b>	<b>511440</b>	<b>75</b>	<b>892575</b>	<b>75</b>	<b>892575</b>	<b>75</b>	<b>892575</b>	<b>75</b>	<b>892575</b>	<b>75</b>	<b>892575</b>	<b>75</b>	<b>892575</b>	<b>75</b>	<b>892575</b>	<b>75</b>	<b>892575</b>
			200 Plant/ha. (Type A)																				
			a) Advance Work	6899	6899	30	206970	40	275960	40	275960	40	275960	40	275960	40	275960	40	275960	40	275960	40	275960
			b) Creation	28190	29801	53	1494090	100	2819038.591	100	2819038.591	100	2819038.591	100	2819038.591	100	2819038.591	100	2819038.591	100	2819038.591	100	2819038.591
			c) Maintenance I Year	10187	10769	100	429372	100	429372.4832	100	429372.4832	100	429372.4832	100	429372.4832	100	429372.4832	100	429372.4832	100	429372.4832	100	429372.4832
			II Year	4294	4539	250	300466	250	300465.604	250	300465.604	250	300465.604	250	300465.604	250	300465.604	250	300465.604	250	300465.604	250	300465.604
III Year	1202	1271	433	2430899	490	3824837	490	3824837	490	3824837	490	3824837	490	3824837	490	3824837	490	3824837	490	3824837			
<b>Total</b>	<b>50772</b>	<b>53279</b>	<b>433</b>	<b>2430899</b>	<b>490</b>	<b>3824837</b>	<b>490</b>	<b>3824837</b>	<b>490</b>	<b>3824837</b>	<b>490</b>	<b>3824837</b>	<b>490</b>	<b>3824837</b>	<b>490</b>	<b>3824837</b>	<b>490</b>	<b>3824837</b>	<b>490</b>	<b>3824837</b>			
400 Plant/ha. (Type B)																							
a) Advance Work	13828	13828	30	414840	30	414840	30	414840	30	414840	30	414840	30	414840	30	414840	30	414840	30	414840			
b) Creation	53334	56382	30	1600031	30	1600030.872	30	1600030.872	30	1600030.872	30	1600030.872	30	1600030.872	30	1600030.872	30	1600030.872	30	1600030.872			
c) Maintenance I Year	19653	20754	100	676193	100	676192.953	100	676192.953	100	676192.953	100	676192.953	100	676192.953	100	676192.953	100	676192.953	100	676192.953			
II Year	6762	7148	250	422585	250	422584.5302	250	422584.5302	250	422584.5302	250	422584.5302	250	422584.5302	250	422584.5302	250	422584.5302	250	422584.5302			
III Year	1690	1787	410	3113618	410	3113618	410	3113618	410	3113618	410	3113618	410	3113618	410	3113618	410	3113618	410	3113618			
<b>Total</b>	<b>95247</b>	<b>99900</b>	<b>410</b>	<b>3113618</b>	<b>410</b>	<b>3113618</b>	<b>410</b>	<b>3113618</b>	<b>410</b>	<b>3113618</b>	<b>410</b>	<b>3113618</b>	<b>410</b>	<b>3113618</b>	<b>410</b>	<b>3113618</b>	<b>410</b>	<b>3113618</b>	<b>410</b>	<b>3113618</b>			
Plant/ha.																							
a) Advance Work	24328	24328	5	0	0	0	0	0	0	0	0	0	0	0	0	0	0	0	0	0			
b) Creation	35142	37150	5	175710	10	351420	10	351420	10	351420	10	351420	10	351420	10	351420	10	351420	10	351420			
c) Maintenance I Year	19593	20713	40	520080	25	325050	40	520080	40	520080	40	520080	40	520080	40	520080	40	520080	40	520080			
II Year	13002	13745	40	150000	40	150000	40	150000	40	150000	40	150000	40	150000	40	150000	40	150000	40	150000			
III Year	3750	3964	85	845790	75	826470	75	826470	75	826470	75	826470	75	826470	75	826470	75	826470	75	826470			
<b>Total</b>	<b>95815</b>	<b>99900</b>	<b>85</b>	<b>845790</b>	<b>75</b>	<b>826470</b>	<b>75</b>	<b>826470</b>	<b>75</b>	<b>826470</b>	<b>75</b>	<b>826470</b>	<b>75</b>	<b>826470</b>	<b>75</b>	<b>826470</b>	<b>75</b>	<b>826470</b>	<b>75</b>	<b>826470</b>			
1600 Plant/ha.																							
a) Advance Work	32657	32657	10	326570	10	326570	10	326570	10	326570	10	326570	10	326570	10	326570	10	326570	10	326570			
b) Creation	175474	185501	10	1754740	10	1754740	10	1754740	10	1754740	10	1754740	10	1754740	10	1754740	10	1754740	10	1754740			
c) Maintenance I Year	42591	45025	25	681150	25	681150	25	681150	25	681150	25	681150	25	681150	25	681150	25	681150	25	681150			
II Year	27246	28803	50	349450	45	314505	45	314505	45	314505	45	314505	45	314505	45	314505	45	314505	45	314505			
III Year	6989	7388	50	349450	50	349450	50	349450	50	349450	50	349450	50	349450	50	349450	50	349450	50	349450			
<b>Total</b>	<b>6989</b>	<b>7388</b>	<b>50</b>	<b>349450</b>	<b>50</b>	<b>349450</b>	<b>50</b>	<b>349450</b>	<b>50</b>	<b>349450</b>	<b>50</b>	<b>349450</b>	<b>50</b>	<b>349450</b>	<b>50</b>	<b>349450</b>	<b>50</b>	<b>349450</b>	<b>50</b>	<b>349450</b>			

Inspector General of Forests  
NAEB, MOEF&CC  
Room No.710, Pt. Deendayal  
Anjodaya Bhawan, CGO Complex  
Lodhi Road, New Delhi

Annexure-1: Work Plan giving landscape-wise details for carrying out the GIM Activities of FY 2022-23

Wage Rate: Rs. 315/day  
(Physical Target in Ha. And Financial Target in Rs. Lakh)

Sl. No.	Submission/ Intervention	Category	Landscape Name:		State Cost Norm (Rs/ha) @ Rs.315/- per MD	State Cost Norm (Rs/ha)	Physical (in ha) & Financial (in Rs.) Target	Physical (in ha) & Financial (in Rs.) Target	Physical (in ha) & Financial (in Rs.) Target			
			Bhawanipatna (FDA, Kalahandi North)	Biswanathpur (FDA, Kalahandi South)						Keegon (FDA, Kalahandi North)		
3	Sub Mission 3: Enhancing tree cover in Urban & Peri-urban areas (including institutional lands)	e) Ravine Reclamation	Type	Total	284957	299374	95	3111910	90	3076965	90	3662710
					132323	132323	0	0	0	0	0	0
					102498	108355	8	819984	8	819984	6	614988
					44698	47252	0	0	0	0	0	0
					24682	26092	5	123410	5	123410	5	123410
					22366	23644	10	223660	0	0	100	2236600
					326567	337666	23	1167054	13	943394	111	2974998
					3420							
					91296							
					17052							
14202												
147682	0	0	0	0	0	0	0					
18684	18684	0	0	0	0	0	0					
418176	442072	0	0	0	0	0	0					
262422	277418	0	0	0	0	0	0					
111496	117867	5	797480	5	797480	5	797480					
98360	103981	10	983600	10	983600	15	1475400					
909138	960021	15	1781080	15	1781080	20	2272880					
86153	86153	0	0	0	0	0	0					
31523	31523	0	0	0	0	0	0					
428060	452521	1	906460	1	906460	1	906460					
316713	334811	0	0	0	0	0	0					
189932	200785	0	0	0	0	2	475864					
169344	179021	0	0	0	0	10.00	1693440					
1135572	1198660	1	906460	13	3075764	1	906460					
4	Sub Mission 4: Agro-Forestry and Social Forestry (increasing biomass & creating carbon sink)	a) Farmer's land including current fallows	Type	Total	31523	31523	0	0	0	0	0	0
					428060	452521	1	906460	1	906460	1	906460
					316713	334811	0	0	0	0	0	0
					189932	200785	0	0	0	0	0	0
					169344	179021	0	0	0	0	0	0
					1135572	1198660	1	906460	13	3075764	1	906460

Inspector General of Forests  
Room No.710, Pt. Deendayal  
Antyodaya Bhawan, CO Complex  
Lodhi Road, New Delhi!

Annexure-1: Work Plan giving landscape-wise details for carrying out the GIM Activities of FY 2022-23

Wage Rate: Rs. 315/day  
(Physical Target in Ha. And Financial Target in Rs. Lakh)

Landscape Name:			Bhawanipatna (FDA, Kalandandi North)	Biswanathpur (FDA, Kalandandi South)	Keopon (FDA, Kalandandi North)			
Sl. No.	Submission/ Intervention	Category	State Cost Norm (Rs/ha) @ wage rate Rs.315/- per MID	State Cost Norm (Rs/ha)	Physical (in ha) & Financial (in Rs.) Target	Physical (in ha) & Financial (in Rs.) Target	Physical (in ha) & Financial (in Rs.) Target	Physical (in ha) & Financial (in Rs.) Target
5	Promoting alternative energy	Biogas, Solar devices, LPG, Biomass-based systems, Improved stoves	Per House Hold	3489	0	0	0	0
Total (A)			3489	0	0	0	0	
Advance Work			1122.00	13868250.90	1181.00	17534703.03	1727.00	17685045.62
Creation			70.00	948380.00	80.00	1017370.00	0.00	0.00
1st Year Maintenance			117.00	7005105.33	184.00	8886898.46	167.00	8834986.79
2nd Year Maintenance			0.00	0.00	0.00	0.00	0.00	0.00
3rd Year Maintenance			325.00	3485035.44	312.00	3765869.44	295.00	3094975.44
Total (B)			610.00	2429730.13	605.00	3864565.13	1265.00	5755083.39
B. For Support Activities								
1	Research (2% of A)			277365		350694		353701
2	Publicity/Media/outreach activities (1% of A)			138683		175347		176850
3	Monitoring and Evaluation (1% Of A)			138683		175347		176850
4	Livelihood improvement activities, (17% of A)			2357603		2980900		3006458
5	Strengthening local-level institutions (5% A)			693413		876735		884252
6	Strengthening EPDs (5% A)			693413		876735		884252
7	Mission Organisation, operation and maintenance, contingencies and overheads (4% A)			554730		701388		707402
Total (B)			0	4853888	0	6137146	0	6189766
Total (A+B)			1122	18722139	1181	23671849	1727	23874812

Inspector General of Forests  
NAEB, MOF&CC  
Room No.710, Pt. Deendayal  
Artyodaya Bhawan, CGO Complex  
Lodhi Road, New Delhi

Annexure-1: Work Plan giving landscape-wise details for carrying out the GIM Activities of FY 2022-23

Wage Rate: Rs. 315/day  
(Physical Target in Ha. And Financial Target in Rs. Lakh)

Sl. No.	Submission/ Intervention	Category	Landscape Name:	State Cost Norm (Rs/ha) @ wage rate Rs.315/- per MD	Type	Digapahandi / Berhampur (FDA, Berhampur)		Aska / Badagada (FDA, Ghumsur South)		Dhenkanal / Hindol (FDA, Dhenkanal)	
						Physical (in ha) & Financial (in Rs.) Target	Phy. Fin.	Physical (in ha) & Financial (in Rs.) Target	Phy. Fin.	Physical (in ha) & Financial (in Rs.) Target	Phy. Fin.
A. Cost norms for Sub Missions and Intervention											
Activity: Conversion of Moderately dense forest cover to dense forest Sub Activity: Protection from fire, grazing, illicit felling etc.											
1	Sub Mission 1: Enhancing quality of forest cover and improving ecosystem services	a) Moderately dense forest cover, but showing degradation		5398	a) Advance Work MD)	0	0	0	0	0	0
						0	0	0	0	0	0
						0	0	0	0	0	0
						0	0	0	0	0	0
						0	0	0	0	0	0
						0	0	0	0	0	0
						0	0	0	0	0	0
						0	0	0	0	0	0
						0	0	0	0	0	0
						0	0	0	0	0	0
2	Sub Mission 2: Ecosystem restoration and increase in forest cover	b) Eco-restoration of degraded open forests		6899	a) Advance Work MD)	0	0	0	0	0	0
						0	0	0	0	0	0
						0	0	0	0	0	0
						0	0	0	0	0	0
						0	0	0	0	0	0
						0	0	0	0	0	0
						0	0	0	0	0	0
						0	0	0	0	0	0
						0	0	0	0	0	0
						0	0	0	0	0	0
3	Sub Mission 3: Ecosystem restoration and increase in forest cover	b) Eco-restoration of degraded open forests		28190	a) Advance Work MD)	90	2537134.732	100	2819038.591	20	137980
						0	0	0	0	0	0
						0	0	0	0	0	0
						0	0	0	0	0	0
						0	0	0	0	0	0
						0	0	0	0	0	0
						0	0	0	0	0	0
						0	0	0	0	0	0
						0	0	0	0	0	0
						0	0	0	0	0	0
4	Sub Mission 4: Ecosystem restoration and increase in forest cover	b) Eco-restoration of degraded open forests		10187	a) Advance Work MD)	100	429372.4832	100	429372.4832	100	429372.4832
						440	528819.4631	550	661024.3289	550	661024.3289
						630	3495327	770	4047415	770	4047415
						0	0	0	0	0	0
						0	0	0	0	0	0
						0	0	0	0	0	0
						0	0	0	0	0	0
						0	0	0	0	0	0
						0	0	0	0	0	0
						0	0	0	0	0	0
5	Sub Mission 5: Ecosystem restoration and increase in forest cover	b) Eco-restoration of degraded open forests		13828	a) Advance Work MD)	0	0	20	276560	20	276560
						30	1600030.872	40	2133374.497	40	2133374.497
						100	676192.953	100	676192.953	100	676192.953
						200	338043.6242	500	845109.0604	500	845109.0604
						330	2614267	660	3931237	660	3931237
						0	0	0	0	0	0
						0	0	0	0	0	0
						0	0	0	0	0	0
						0	0	0	0	0	0
						0	0	0	0	0	0
6	Sub Mission 6: Ecosystem restoration and increase in forest cover	b) Eco-restoration of degraded open forests		53334	a) Advance Work MD)	30	1600030.872	40	2133374.497	40	2133374.497
						100	676192.953	100	676192.953	100	676192.953
						200	338043.6242	500	845109.0604	500	845109.0604
						330	2614267	660	3931237	660	3931237
						0	0	0	0	0	0
						0	0	0	0	0	0
						0	0	0	0	0	0
						0	0	0	0	0	0
						0	0	0	0	0	0
						0	0	0	0	0	0
7	Sub Mission 7: Ecosystem restoration and increase in forest cover	b) Eco-restoration of degraded open forests		19633	a) Advance Work MD)	0	0	0	0	0	0
						0	0	0	0	0	0
						0	0	0	0	0	0
						0	0	0	0	0	0
						0	0	0	0	0	0
						0	0	0	0	0	0
						0	0	0	0	0	0
						0	0	0	0	0	0
						0	0	0	0	0	0
						0	0	0	0	0	0
8	Sub Mission 8: Ecosystem restoration and increase in forest cover	b) Eco-restoration of degraded open forests		6762	a) Advance Work MD)	100	676192.953	100	676192.953	100	676192.953
						200	338043.6242	500	845109.0604	500	845109.0604
						330	2614267	660	3931237	660	3931237
						0	0	0	0	0	0
						0	0	0	0	0	0
						0	0	0	0	0	0
						0	0	0	0	0	0
						0	0	0	0	0	0
						0	0	0	0	0	0
						0	0	0	0	0	0
9	Sub Mission 9: Ecosystem restoration and increase in forest cover	b) Eco-restoration of degraded open forests		1690	a) Advance Work MD)	200	338043.6242	500	845109.0604	500	845109.0604
						330	2614267	660	3931237	660	3931237
						0	0	0	0	0	0
						0	0	0	0	0	0
						0	0	0	0	0	0
						0	0	0	0	0	0
						0	0	0	0	0	0
						0	0	0	0	0	0
						0	0	0	0	0	0
						0	0	0	0	0	0
10	Sub Mission 10: Ecosystem restoration and increase in forest cover	b) Eco-restoration of degraded open forests		95247	a) Advance Work MD)	330	2614267	660	3931237	660	3931237
						0	0	0	0	0	0
						0	0	0	0	0	0
						0	0	0	0	0	0
						0	0	0	0	0	0
						0	0	0	0	0	0
						0	0	0	0	0	0
						0	0	0	0	0	0
						0	0	0	0	0	0
						0	0	0	0	0	0
11	Sub Mission 11: Ecosystem restoration and increase in forest cover	b) Eco-restoration of degraded open forests		24328	a) Advance Work MD)	0	0	0	0	0	0
						0	0	0	0	0	0
						0	0	0	0	0	0
						0	0	0	0	0	0
						0	0	0	0	0	0
						0	0	0	0	0	0
						0	0	0	0	0	0
						0	0	0	0	0	0
						0	0	0	0	0	0
						0	0	0	0	0	0
12	Sub Mission 12: Ecosystem restoration and increase in forest cover	b) Eco-restoration of degraded open forests		35142	a) Advance Work MD)	0	0	10	351420	10	351420
						0	0	0	0	0	0
						0	0	0	0	0	0
						0	0	0	0	0	0
						0	0	0	0	0	0
						0	0	0	0	0	0
						0	0	0	0	0	0
						0	0	0	0	0	0
						0	0	0	0	0	0
						0	0	0	0	0	0
13	Sub Mission 13: Ecosystem restoration and increase in forest cover	b) Eco-restoration of degraded open forests		19593	a) Advance Work MD)	20	260040	20	260040	20	260040
						40	150000	40	150000	40	150000
						60	410040	70	761460	70	761460
						0	0	0	0	0	0
						0	0	0	0	0	0
						0	0	0	0	0	0
						0	0	0	0	0	0
						0	0	0	0	0	0
						0	0	0	0	0	0
						0	0	0	0	0	0
14	Sub Mission 14: Ecosystem restoration and increase in forest cover	b) Eco-restoration of degraded open forests		3750	a) Advance Work MD)	40	150000	40	150000	40	150000
						60	410040	70	761460	70	761460
						0	0	0	0	0	0
						0	0	0	0	0	0
						0	0	0	0	0	0
						0	0	0	0	0	0
						0	0	0	0	0	0
						0	0	0	0	0	0
						0	0	0	0	0	0
						0	0	0	0	0	0
15	Sub Mission 15: Ecosystem restoration and increase in forest cover	b) Eco-restoration of degraded open forests		95815	a) Advance Work MD)	60	410040	70	761460	70	761460
						0	0	0	0	0	0
						0	0	0	0	0	0
						0	0	0	0	0	0
						0	0	0	0	0	0
						0	0	0	0	0	0
						0	0	0	0	0	0
						0	0	0	0	0	0
						0	0	0	0	0	0
						0	0	0	0	0	0
16	Sub Mission 16: Ecosystem restoration and increase in forest cover	b) Eco-restoration of degraded open forests		32657	a) Advance Work MD)	0	0	5	163285	5	163285
						0	0	0	0	0	0
						0	0	0	0	0	0
						0	0	0	0	0	0
						0	0	0	0	0	0
						0	0	0	0	0	0
						0	0	0	0	0	0
						0	0	0	0	0	0
						0	0	0	0	0	0
						0	0	0	0	0	0
17	Sub Mission 17: Ecosystem restoration and increase in forest cover	b) Eco-restoration of degraded open forests		175474	a) Advance Work MD)	15	2632110	15	2632110	15	2632110
						0	0	0	0	0	0
						0	0	0	0	0	0
						0	0	0	0	0	0
						0	0	0	0	0	0
						0	0	0	0	0	0
						0	0	0	0	0	0
						0	0	0	0	0	0
						0	0	0	0	0	0
						0	0	0	0	0	0

  
Inspector General of Forests  
NAEB, MoEF&CC  
Room No.710, Pt. Deendayal  
Antyodaya Bhawan, CGO Complex  
Lodhi Road, New Delhi

Annexure-1: Work Plan giving landscape-wise details for carrying out the GIM Activities of FY 2022-23

Wage Rate: Rs. 315/day  
(Physical Target in Ha. And Financial Target in Rs. Lakh)

Landscape Name:		Disapahandi / Berhampur (PDA, Berhampur)		Aska / Badagada (PDA, Ghansur South)		Dhokanai / Hindol (PDA, Dhokanai)					
Sl. No.	Submission/ Intervention	Category	Type	State Cost Norm (Rs/ha) @ wage rate Rs.315/- per MID	Physical (in ha) & Financial (in Rs.) Target	Physical (in ha) & Financial (in Rs.) Target	Physical (in ha) & Financial (in Rs.) Target				
3	Sub Mission 3: Enhancing tree cover in Urban & Peri-urban areas (including institutional lands)	d) Eco-restoration of Mangrove	c) Ravine Reclamation	1600 Plant/ha.	a) Maintenance I Year	0	0	0			
					II Year	16	435936	20	544920	25	681150
					III Year	25	174725	50	349450	50	349450
					Total	50	3242771	90	3689765	95	3111910
					a) Advance Work	0	0	0	0	0	0
					b) Creation	0	0	0	0	0	0
					c) Maintenance I Year	0	0	0	0	0	0
					II Year	0	0	0	0	0	0
					III Year	0	0	0	0	0	0
					Total	0	0	0	0	0	0
4	Sub Mission 4: Agro-Forestry and Social Forestry (increasing biomass & creating carbon sinks)	e) Highway/ Rural roads/ Canals/ Tank Bands	a) Advance Work	2500 Plant/ha.	a) Advance Work	0	0	0			
					b) Creation	3420	91296	0	0	0	0
					c) Maintenance I Year	21712	174725	0	0	0	0
					II Year	17052	14202	0	0	0	0
					III Year	14202	147682	0	0	0	0
					Total	147682	0	0	0	0	0
					(1600 plants/ha)						
					a) Advance Work	18684	0	0	0	0	0
					Creation (Extra Gabion Rs.200 per seedlings)	418176	0	0	0	0	0
					1st Year (Extra Gabion Maint. Rs.40 per seedlings)	262422	0	0	0	0	0
2nd Year (Extra Gabion Maint. Rs.30 per seedlings)	111496	0	0	5	797480	5	797480				
3rd Year	98360	0	0	15	1475400	15	1475400				
Total	909138	0	0	20	2272880	20	2272880				
4	Sub Mission 4: Agro-Forestry and Social Forestry (increasing biomass & creating carbon sinks)	e) Highway/ Rural roads/ Canals/ Tank Bands	a) Advance Work	1600 Plant/ha.	Distribution of Seedlings for planting in Farmer's Land	0	0	0	0		
					Road Side Plantation	0	0	0	0	0	0
4	Sub Mission 4: Agro-Forestry and Social Forestry (increasing biomass & creating carbon sinks)	e) Highway/ Rural roads/ Canals/ Tank Bands	a) Advance Work	1600 Plant/ha.	Creation (Extra Gabion Rs.200per seedlings)	0	0	3	2719380		
						0	0	3	2719380	3	2719380

Inspector General of Forests  
NABE, MBE&CC  
No.710, P. Deendrajal  
Room Bhawan, CGO Complex  
Antyodaya Bhawan, New Delhi  
Lodhi Road, New Delhi

Annexure-1: Work Plan giving landscape-wise details for carrying out the GIM Activities of FY 2022-23

Wage Rate: Rs. 315/day  
(Physical Target in Ha. And Financial Target in Rs. Lakh)

Sl. No.	Landscape Name:		State Cost Norm (Rs/ha) @ wage rate Rs. 315/- per MD	Digapahandi / Berhampur (FDA, Berhampur)		Aska / Badagada (FDA, Chumsur South)		Dhenkanal / Hindol (FDA, Dhenkanal)	
	Submission/ Intervention	Category		Type	Physical (in ha) & Financial (in Rs.) Target	Physical (in ha) & Financial (in Rs.) Target	Physical (in ha) & Financial (in Rs.) Target	Physical (in ha) & Financial (in Rs.) Target	
5	Promoting alternative energy	Biogas, Solar devices, LPG, Biomass-based systems, improved stoves	1st Year (Extra Gabion Maint. Rs.40 per seedlings)	0	0	0	0	0	0
			2nd Year (Extra Gabion Maint. Rs.40 per seedlings)	0	0	2.00	475864	2	475864
			3rd Year	12	2032128	15.00	2540160	15	2540160
			Total	12	2032128	20	5735404	20	5735404
7	Mission Organisation, operation and maintenance, contingencies and overheads (4% A)	Per House Hold	Biogas, Solar devices, LPG, Biomass-based systems, improved stoves	0	0	0	0	0	0
			Total (A)	1088.00	11794533.13	1715.00	21584825.91	1720.00	21006970.91
			Advance Work	0.00	0.00	45.00	577825.00	50.00	741110.00
			Creation	135.00	6769275.60	203.00	11544638.09	198.00	10667268.09
			1st Year Maintenance	0.00	0.00	0.00	0.00	0.00	0.00
			2nd Year Maintenance	236.00	1801541.44	297.00	3441219.44	302.00	3577449.44
			3rd Year Maintenance	717.00	3223716.09	1170.00	6021143.39	1170.00	6021143.39
B. For Support Activities									
1	Research (2% of A)			235891		431697		420139	
2	Publicity/Media/outreach activities (1% of A)			117945		215848		210070	
3	Monitoring and Evaluation (1% OF A)			117945		215848		210070	
4	Livelihood improvement activities, (17 % of A)			2005071		3669420		3571185	
5	Strengthening local-level institutions (5% A)			589727		1079241		1050349	
6	Strengthening FDI's (5% A)			589727		1079241		1050349	
7	Mission Organisation, operation and maintenance, contingencies and overheads (4% A)			471781		863393		840279	
Total (B)				0	4128087	0	7554689	0	7352440
Total (A+B)				1088	15922620	1715	29139515	1720	28359411

Inspector, Dept. of Forestry  
NAEB, MoEF&CC  
Room No.710, Pt. Deendayal  
Antyodaya Bhawan, CGO Complex  
Lodhi Road, New Delhi

Annexure-1: Work Plan giving landscape-wise details for carrying out the GIM Activities of FY 2022-23

Wage Rate: Rs. 315/day  
(Physical Target in Ha. And Financial Target in Rs. Lakh)

Landscape Name:		FDIA, Sundergarh		FDIA, Boma		FDIA, Angul		FDIA, Koraput		
Sl. No.	Submission/ Intervention	Category	Type	State Cost Norm (Rs/ha) @ wage rate Rs.315/- per MD	Physical (in ha) & Financial (in Rs.) Target	Physical (in ha) & Financial (in Rs.) Target	Physical (in ha) & Financial (in Rs.) Target	Physical (in ha) & Financial (in Rs.) Target		
A. Cost norms for Sub Missions and Intervention				Phy.	Fin.	Phy.	Fin.	Phy.	Fin.	
1	Sub Mission 1: Enhancing quality of forest cover and improving ecosystem services	a) Moderately dense forest cover, but showing degradation	Activity: Conversion of Moderately dense forest cover to dense forest Sub Activity: Protection from fire, grazing, illicit felling etc.							
			a) Advance Work	5308	0	0	0	0	0	0
			b) Creation	25409	0	0	0	0	40	1016360
			c) Maintenance I Year	9685	0	0	0	0	0	0
			II Year	5147	0	0	0	0	50	257350
			III Year	1905	0	0	0	0	0	0
			Total	47544	0	0	0	0	90	1273710
			200 Plant/Ha. (Type A)	6899	30	206970	30	206970	30	206970
			b) Creation	28199	0	0	0	0	120	338286309
			II Year	10187	75	764007.1309	0	0	0	0
c) Maintenance I Year	4294	207	888801.0403	200	858744.9664	100	429372.8832			
II Year	1202	0	0	0	0	0	0			
III Year	50772	312	1850778	230	1065715	250	4019189			
Total										
400 Plant/Ha. (Type B)	13828	20	276560	30	414840	30	414840			
a) Advance Work	53334	0	0	0	0	100	5333436.242			
b) Creation	19653	0	0	0	0	0	0			
c) Maintenance I Year	6762	275.5	1862911.586	35	236667.5336	100	676192.953			
II Year	1690	0	0	0	0	0	0			
III Year	95247	296	2139472	65	651508	230	6424469			
Total										
Plants/Ha.	24328	0	0	0	0	0	0			
a) Advance Work	35142	0	0	0	0	0	0			
b) Creation	19593	0	0	0	0	0	0			
c) Maintenance I Year	13002	0	0	0	0	0	0			
II Year	3750	0	0	0	0	0	0			
III Year	95815	0	0	0	0	0	0			
Total										
1600 Plant/Ha.	32657	5	163285	7	228599	10	326570			
a) Advance Work	175474	0	0	0	0	10	1754740			
b) Creation	42591	0	0	0	0	0	0			
c) Maintenance I Year	27246	32	871872	0	0	20	544920			
II Year	6989	0	0	0	0	0	0			
III Year	284957	37	1035157	7	228599	40	2626230			
Total										
1600 Plant/Ha.	132323	0	0	0	0	0	0			
a) Advance Work	102498	0	0	0	0	0	0			
b) Creation	44698	0	0	0	0	0	0			
c) Maintenance I Year	24682	0	0	0	0	0	0			
II Year	22366	0	0	0	0	0	0			
III Year	326567	0	0	0	0	0	0			
Total										
2500 Plant/Ha.	3420									
a) Advance Work	91296									
b) Creation	21712									
c) Maintenance I Year										

Inspector, Central of Forests  
N.A.E.B. Noida  
Room No. 710, P. D. Deenpatral  
Anjodaya Bhawan, New Delhi  
Lodhi Road, New Delhi

Annexure-1: Work Plan giving landscape-wise details for carrying out the GIM Activities of FY 2022-23

Wage Rate: Rs. 315/day  
(Physical Target in Ha. And Financial Target in Rs. Lakh)

Sl. No.	Submission/ Intervention	Category	Landscape Name:	Type	State Cost Norm (Rs/ha) @ wage rate Rs.315/- per MD	FDA, Sundargarh		FDA, Bonai		FDA, Angul		FDA, Koraput				
						Physical (in ha) & Financial (in Rs.) Target	Physical (in ha) & Financial (in Rs.) Target	Physical (in ha) & Financial (in Rs.) Target	Physical (in ha) & Financial (in Rs.) Target	Physical (in ha) & Financial (in Rs.) Target	Physical (in ha) & Financial (in Rs.) Target					
3	Sub Mission 3: Enhancing tree cover in Urban & Peri-urban areas (including institutional lands)	Plantation in Urban & Peri-urban areas	(1600 plants/ha)	II Year	17052											
				III Year	14202											
				Total	147682	0	0	0	0	0	0	0	0	0	0	0
				a) Advance Work Creation (Extra Gabion Rs.299 per seedlings)	18684	0	0	0	0	0	0	0	0	0	0	0
3	1st Year (Extra Gabion Maint. Rs.40 per seedlings)	Urban & Peri-urban areas	Plantation in Urban & Peri-urban areas	1st Year (Extra Gabion Maint. Rs.40 per seedlings)	418176	0	0	0	0	0	0	0	0	0		
				2nd Year (Extra Gabion Maint. Rs.30 per seedlings)	262422	0	0	0	0	0	0	0	0	0	0	
				3rd Year	111496	0	0	2	318992	10	1594960	10	1594960	10	1594960	
				Total	98360	0	0	2	318992	10	1594960	10	1594960	10	1594960	
4	Sub Mission 4: Agro-Forestry and Social Forestry (increasing biomass & creating carbon sink)	Farmer's land including current fallows	Distribution of Seedlings for planting in Farmer's Land	Farmer's Land	86153	0	0	0	0	0	0	0	0	0		
				Road Side Plantation 1600 Plan/Ha	31523	0	0	0	0	0	0	0	0	0		
				a) Advance Work Creation (Extra Gabion Rs.299 per seedlings)	428060	0	0	0	0	2	1812920	0	0	0	0	
				1st Year (Extra Gabion Maint. Rs.40 per seedlings)	316713	0	0	0	0	0	0	0	0	0	0	
4	2nd Year (Extra Gabion Maint. Rs.40 per seedlings)	Highways/ Rural roads/ Canals/ Tank Bunds	Distribution of Seedlings for planting in Farmer's Land	2nd Year (Extra Gabion Maint. Rs.40 per seedlings)	189932	7	1665524	5	1189660	8	1903456	1.25	297415			
				3rd Year	169344	0	0	0	0	0	0	0	0	0		
				Total	1135572	7	1665524	5	1189660	10	3716376	1	297415			
				Per House Hold	3489	0	0	0	0	0	0	0	0	0	0	
5	Promoting alternative energy	Biogas, Solar devices, LPG, Biomass-based systems, Improved stoves	Per House Hold	Total (A)	651.50	669930.76	309.00	345473.50	630.00	19654933.99	893.25	21950666.62				
				Advance Work	55.00	646815.00	67.00	850409.00	70.00	948380.00	65.00	785095.00				
				Creation	0.00	0.00	0.00	0.00	0.00	13300302.55	282.00	15012985.75				
				1st Year Maintenance	75.00	764007.13	0.00	0.00	0.00	0.00	0.00	0.00				
B. For Support Activities	Research (2% of A) Publicity/Media/outreach activities (1% of A) Monitoring and Evaluation (1% of A) Livelihood improvement activities, (17 % of A) Strengthening local-level institutions (5% A) Mission Organisation, operation and maintenance, contingencies and overheads (4% A)	Per House Hold	Per House Hold	2nd Year Maintenance	521.50	5289108.63	242.00	2604064.50	288.00	5406251.44	546.25	6152585.87				
				3rd Year Maintenance	0.00	0.00	0.00	0.00	0.00	0.00	0.00					
				Total (B)	0	2344976	0	1209066	0	6879227	0	768027				
				Total (A+B)	652	9044907	309	4663539	630	26534161	893.25	29633400				

Inspector General of Forests  
NAEB, MoEF&CC  
Room No.710, Pt. Deendayal  
Antyodaya Bhawan, CGO Complex  
Lodhi Road, New Delhi



Wage Rate: Rs. 315/day  
(Physical Target in Ha. And Financial Target in Rs. Lakh)

Landscape Name:		FDA, Nabarangpur	FDA, Raipur	FDA, Bolangir	FDA, Baliguda							
Sl. No.	Submission/ Intervention	Category	Type	State Cost Norm (Rs/ha) @ wage rate Rs.315/- per MD	Physical (in ha) & Financial (in Rs.) Target	Physical (in ha) & Financial (in Rs.) Target	Physical (in ha) & Financial (in Rs.) Target	Physical (in ha) & Financial (in Rs.) Target				
A. Cost norms for Sub Missions and Intervention												
1	Sub Mission 1: Enhancing quality of forest cover and improving ecosystem services	a) Moderately dense forest cover, but showing degradation	Activity: Conversion of Moderately dense forest cover to dense forest Sub Activity: Protection from fire, grazing, illicit felling etc.	a) Advance Work	0	0	0	0	0			
				b) Creation	35	889315	0	0	1270450	50	1270450	
				c) Maintenance I Year	0	0	0	484250	0	0	0	
				II Year	5147	0	0	0	0	50	257350	
				III Year	1905	0	0	0	0	0	0	
				Total	47544	889315	50	484250	50	1270450	100	1527800
				<b>200 Plant/Ha. (Type A)</b>								
				a) Advance Work	6899	344950	20	137980	40	275960	20	137980
				b) Creation	28190	0	0	0	130	3664750.168	70	1973327.013
				c) Maintenance I Year	10187	2037552.349	200	2037552.349	300	1288117.45	250	1075431.208
II Year	4294	0	0	0	0	0	0	0				
III Year	1202	0	0	0	0	0	0	0				
Total	50772	2382302	220	2175332	470	5228828	340	3184738				
<b>400 Plant/Ha. (Type B)</b>												
a) Advance Work	13828	691400	20	276560	20	276560	20	276560				
b) Creation	53334	0	0	0	87	4640089.53	50	2666718.121				
c) Maintenance I Year	19633	0	0	0	300	2028578.859	200	1352385.906				
II Year	6762	0	0	0	0	0	0	0				
III Year	1690	0	0	0	0	0	0	0				
Total	95247	691400	20	276560	407	6945228	270	4295664				
<b>Plants/Ha.</b>												
a) Advance Work	24328	0	0	0	0	0	0	0				
b) Creation	35142	0	0	0	25	878550	0	0				
c) Maintenance I Year	19593	0	0	0	0	0	0	0				
II Year	13002	0	0	0	0	0	25	325050				
III Year	3750	0	0	0	0	0	0	0				
Total	95815	0	0	0	25	878550	25	325050				
<b>1600 Plant/Ha.</b>												
a) Advance Work	32657	20	653140	10	326570	0	0	0				
b) Creation	175474	0	0	5	877370	3509480	0	0				
c) Maintenance I Year	42591	40	1703640	0	0	0	25	681150				
II Year	27246	0	0	0	0	0	0	0				
III Year	6989	0	0	0	0	0	0	0				
Total	284957	60	2356780	15	1203940	3836050	25	681150				
<b>1600 Plant/Ha.</b>												
a) Advance Work	132323	0	0	0	0	0	0	0				
b) Creation	102498	0	0	0	20	2049960	0	0				
c) Maintenance I Year	44698	0	0	5	223490	0	5	123410				
II Year	24682	0	0	0	0	246820	0	0				
III Year	22366	0	0	0	0	0	0	0				

*(Handwritten signature)*

Inspector, Department of Forests  
NAEP, NAC&EF&CC  
Room No.710, P.T. D Center, Kalyal  
Bhatvanan, CGO Complex  
Anjodhpada, Bhatvanan, New Delhi  
1 Lodhi Road, New Delhi



Annexure-1: Work Plan giving landscape-wise details for carrying out the GIM Activities of FY 2022-23

Wage Rate: Rs. 315/day  
(Physical Target in Ha. And Financial Target in Rs. Lakh)

Landscape Name:		FD A, Nabarangpur		FD A, Raibangpur		FD A, Bolangir		FD A, Baliguda	
Sl. No.	Submission/ Intervention	Category	Type	State Cost Norm (Rs/ha) @ wage rate Rs.315/- per MID	Physical (in ha) & Financial (in Rs.) Target	Physical (in ha) & Financial (in Rs.) Target	Physical (in ha) & Financial (in Rs.) Target	Physical (in ha) & Financial (in Rs.) Target	Physical (in ha) & Financial (in Rs.) Target
3	Monitoring and Evaluation (1% Of A)				126397	62670	258949	139379	
4	Livelihood improvement activities (17 % of A)				2147053	1065395	4402125	2369438	
5	Strengthening local-level institutions (5% A)				631486	313351	1294743	696894	
6	Strengthening PIDs (5% A)				631486	313351	1294743	696894	
7	Mission Organisation, operation and maintenance, contingencies and overheads (4% A)				505189	250681	1035794	557515	
Total (A)					4420402	2193460	9063198	4879255	
Total (A+B)				413	17050124	8460488	34958048	18816128	777

  
Inspector General of Forests  
NAEB, M. N. Deendayal  
Room No. 710, P. C. C. Complex  
Anupada, Bhanu, New Delhi  
Lodhi Road, New Delhi

Annexure-1: Work Plan giving landscape-wise details for carrying out the GIM Activities of FY 2022-23

Wage Rate: Rs. 315/day  
(Physical Target in Ha. And Financial Target in Rs. Lakh)

Sl. No.	Submission/ Intervention	Category	Landscape Name:	FDDA, Nayagarh		FDDA, Bargarh		FDDA, Khariar		FDDA, Parakhemundi					
				Physical (in ha) & Financial (in Rs.) Target	Phy. Fin.	Physical (in ha) & Financial (in Rs.) Target	Phy. Fin.	Physical (in ha) & Financial (in Rs.) Target	Phy. Fin.	Physical (in ha) & Financial (in Rs.) Target	Phy. Fin.				
A. Cost norms for Sub-Missions and Intervention															
1	Sub Mission 1: Enhancing quality of forest cover and improving ecosystem services	a) Moderately dense forest cover, but showing degradation	Activity: Conversion of Moderately dense forest cover to dense forest Sub Activity: Protection from fire, grazing, illicit felling etc.	a) Advance Work	5398	0	0	0	0	0	0	0			
				b) Creation	25409	0	0	0	0	0	0	0	0		
				c) Maintenance I Year	9685	50	484250	0	0	0	0	0	0		
				II Year	5147	0	0	0	0	0	0	0	0		
				III Year	1905	0	0	0	0	0	0	0	0		
				<b>Total</b>	<b>47544</b>	<b>50</b>	<b>484250</b>	<b>0</b>	<b>0</b>	<b>0</b>	<b>0</b>	<b>0</b>	<b>0</b>	<b>0</b>	
				<b>200 Plant/Ha. (Type A)</b>											
				a) Advance Work	6899	30	206970	0	0	0	0	0	0	0	
				b) Creation	28190	0	0	0	0	0	0	0	0	0	
				c) Maintenance I Year	10187	250	2546690.436	200	2037352.349	0	0	0	0	0	
II Year	4294	0	0	0	0	0	0	0	0	0					
III Year	1202	0	0	0	0	0	0	0	0	0					
<b>Total</b>	<b>50772</b>	<b>280</b>	<b>2753660</b>	<b>200</b>	<b>2037352</b>	<b>40</b>	<b>275960</b>	<b>0</b>	<b>0</b>	<b>0</b>					
<b>400 Plants/Ha. (Type B)</b>															
a) Advance Work	13828	20	276560	0	0	0	0	0	0	0					
b) Creation	53334	0	0	0	0	0	0	0	0	0					
c) Maintenance I Year	19633	160	3141205.369	150	2944880.034	0	0	0	0	0					
II Year	6762	0	0	0	0	0	0	0	0	0					
III Year	1690	0	0	0	0	0	0	0	0	0					
<b>Total</b>	<b>95247</b>	<b>180</b>	<b>3417765</b>	<b>150</b>	<b>2944880</b>	<b>20</b>	<b>276560</b>	<b>0</b>	<b>0</b>	<b>0</b>					
<b>Plants/Ha.</b>															
a) Advance Work	24328	0	0	0	0	0	0	0	0	0					
b) Creation	35142	0	0	0	0	0	0	0	0	0					
c) Maintenance I Year	19593	0	0	5	97965	0	0	0	0	0					
II Year	13002	0	0	0	0	0	0	0	0	0					
III Year	3750	0	0	0	0	0	0	0	0	0					
<b>Total</b>	<b>95815</b>	<b>0</b>	<b>0</b>	<b>5</b>	<b>97965</b>	<b>0</b>	<b>0</b>	<b>0</b>	<b>0</b>	<b>0</b>					
<b>1600 Plant/Ha.</b>															
a) Advance Work	32657	10	326570	0	0	0	0	0	0	0					
b) Creation	175474	0	0	0	0	0	0	0	0	0					
c) Maintenance I Year	42591	20	851820	15	638865	0	0	0	0	0					
II Year	27246	0	0	0	0	0	0	0	0	0					
III Year	6989	0	0	0	0	0	0	0	0	0					
<b>Total</b>	<b>284957</b>	<b>30</b>	<b>1178390</b>	<b>15</b>	<b>638865</b>	<b>5</b>	<b>163285</b>	<b>0</b>	<b>0</b>	<b>0</b>					
<b>1600 Plant/Ha.</b>															
a) Advance Work	132323	0	0	0	0	0	0	0	0	0					
B. Cost norms for Sub-Missions and Intervention															
2	Sub Mission 2: Ecosystem restoration and increase in forest cover	a) Rehabilitation of shifting cultivation area	Activity: Rehabilitation of shifting cultivation area	a) Advance Work	24328	0	0	0	0	0	0				
				b) Creation	35142	0	0	0	0	0	0	0			
				c) Maintenance I Year	19593	0	0	5	97965	0	0	0	0		
II Year	13002	0	0	0	0	0	0	0	0	0					
III Year	3750	0	0	0	0	0	0	0	0	0					
<b>Total</b>	<b>95815</b>	<b>0</b>	<b>0</b>	<b>5</b>	<b>97965</b>	<b>0</b>	<b>0</b>	<b>0</b>	<b>0</b>	<b>0</b>					
<b>1600 Plant/Ha.</b>															
a) Advance Work	32657	10	326570	0	0	0	0	0	0	0					
b) Creation	175474	0	0	0	0	0	0	0	0	0					
c) Maintenance I Year	42591	20	851820	15	638865	0	0	0	0	0					
II Year	27246	0	0	0	0	0	0	0	0	0					
III Year	6989	0	0	0	0	0	0	0	0	0					
<b>Total</b>	<b>284957</b>	<b>30</b>	<b>1178390</b>	<b>15</b>	<b>638865</b>	<b>5</b>	<b>163285</b>	<b>0</b>	<b>0</b>	<b>0</b>					
<b>1600 Plant/Ha.</b>															
c) Ravine Reclamation	132323	0	0	0	0	0	0	0	0	0					

  
Inspector General of Forests  
NAEB, MoEF&CC  
Room No.710, Pt. Deendayal  
Antyodaya Bhawan, CGO Complex  
Lodhi Road, New Delhi

Annexure-1: Work Plan giving landscape-wise details for carrying out the GIM Activities of FY 2022-23

(Physical Target in Ha. And Financial Target in Rs. Lakh)  
Wage Rate: Rs. 315/day

Landscape Name:		FDA, Nayaigarh		FDA, Bargarah		FDA, Kharar		FDA, Parlakhemundi			
Sl. No.	Submission/ Intervention	Category	Type	State Cost Norm (Rs/ha) @ wage rate Rs.315/- per MD	Physical (in ha) & Financial (in Rs.) Target	Physical (in ha) & Financial (in Rs.) Target	Physical (in ha) & Financial (in Rs.) Target	Physical (in ha) & Financial (in Rs.) Target	Physical (in ha) & Financial (in Rs.) Target		
3	Sub Mission 3: Enhancing tree cover in Urban & Peri-urban areas (including institutional lands)	Plantation in Urban & Peri-urban areas	a) Advance Work b) Creation c) Maintenance I Year II Year III Year <b>Total</b> 2500 Plant/ha.	3420	0	0	0	0	0		
				b) Creation	102498	0	0	0	0	0	
				c) Maintenance I Year	44608	5	223490	5	223490	0	0
				II Year	24682	0	0	0	0	0	
				III Year	22366	0	0	0	0	0	
				<b>Total</b>	<b>326567</b>	<b>5</b>	<b>223490</b>	<b>5</b>	<b>223490</b>	<b>0</b>	<b>0</b>
				a) Advance Work	91296	0	0	0	0	0	
				b) Creation	21712	0	0	0	0	0	
				c) Maintenance I Year	17052	0	0	0	0	0	
				II Year	14202	0	0	0	0	0	
III Year	147682	0	0	0	0	0					
<b>Total</b>	<b>147682</b>	<b>0</b>	<b>0</b>	<b>0</b>	<b>0</b>	<b>0</b>	<b>0</b>				
4	Sub Mission 4: Agro-forestry and Social Forestry (increasing biomass & creating carbon sink)	Plantation in Urban & Peri-urban areas	a) Advance Work b) Creation c) Maintenance I Year II Year III Year <b>Total</b> 1600 plants/ha	18684	0	0	0	0	0		
				a) Advance Work	18684	0	0	0	0	0	
				b) Creation	418176	0	0	0	0	0	
				c) Maintenance I Year	262422	3	979266	10	3264220	0	0
				II Year	111496	0	0	0	0	0	
				III Year	98360	0	0	0	0	0	
				<b>Total</b>	<b>900138</b>	<b>3</b>	<b>979266</b>	<b>10</b>	<b>3264220</b>	<b>0</b>	<b>0</b>
				a) Advance Work	31523	0	0	0	0	0	
				b) Creation	428060	0	0	2	1812920	0	0
				c) Maintenance I Year	316713	6.09	2318542	6	2284278	0	0
II Year	189932	0	0	0	0	0					
III Year	169344	0	0	0	0	0					
<b>Total</b>	<b>1135572</b>	<b>6</b>	<b>2318542</b>	<b>8</b>	<b>4097198</b>	<b>0</b>	<b>0</b>				
5	Promoting alternative energy	Biogas, Solar devices, 1 PKG, Biomass-based systems, improved stoves	Per House Hold	3489	0	0	0	0	0		
				<b>Total (A)</b>	<b>554.09</b>	<b>11355563.98</b>	<b>393.00</b>	<b>13303970.38</b>	<b>65.00</b>	<b>715805.00</b>	<b>0.00</b>
<b>Advance Work</b>				<b>60.00</b>	<b>810100.00</b>	<b>0.00</b>	<b>0.00</b>	<b>65.00</b>	<b>715805.00</b>	<b>0.00</b>	<b>0.00</b>

*AB*

Inspector General of Forests  
NAEB, MOEF&CC  
Room No.710, P.C. Deendayal  
Antyodaya Bhawan, CGO Complex  
Lodhi Road, New Delhi

Annexure-1: Work Plan giving landscape-wise details for carrying out the GIM Activities of FY 2022-23

Wage Rate: Rs. 315/day  
(Physical Target in Ha. And Financial Target in Rs. Lakh)

Sl. No.	Landscape Name:		State Cost Norm (Rs/ha) @ wage rate Rs.315/- per MD	Type	FDA, Nayagarh		FDA, Bargarh		FDA, Khariar		FDA, Parlakhemundi	
	Submission/ Intervention	Category			Physical (in ha) & Financial (in Rs.) Target	Physical (in ha) & Financial (in Rs.) Target	Physical (in ha) & Financial (in Rs.) Target	Physical (in ha) & Financial (in Rs.) Target	Physical (in ha) & Financial (in Rs.) Target			
				Creation	0.00	0.00	1812920.00	0.00	0.00	0.00	0.00	0.00
				1st Year Maintenance	494.09	10545263.98	391.00	11491050.38	0.00	0.00	0.00	0.00
				2nd Year Maintenance	0.00	0.00	0.00	0.00	0.00	0.00	0.00	0.00
				3rd Year Maintenance	0.00	0.00	0.00	0.00	0.00	0.00	0.00	0.00
B. For Support Activities:												
1	Research (2% of A)					227107		266079		14316		0
2	Publicity/Media/outreach activities (1% of A)					113554		133040		7158		0
3	Monitoring and Evaluation (1% OF A)					113554		133040		7158		0
4	Livelihood improvement activities. (17 % of A)					1930412		2261675		121687		0
5	Strengthening local-level institutions (5% A)					567768		665199		35790		0
6	Strengthening FDs (5% A)					567768		665199		35790		0
7	Mission Organisation, operation and maintenance, contingencies and overheads (4% A)					454215		532159		28632		0
Total (B)					0	3974377	0	4656390	0	250532	0	0
Total (A+B)					554	15329741	393	17960360	65	966337	0	0

  
Inspector, Department of Forests  
NAEB, MoEF&CC  
Room No.710, Pt. Deendayal  
Antyodaya Bhawan, CGO Complex  
Lodhi Road, New Delhi

Annexure-1: Work Plan giving landscape-wise details for carrying out the GIM Activities of FY 2022-23

Wage Rate: Rs. 315/day  
(Physical Target in Ha. And Financial Target in Rs. Lakh)

Landscape Name:		FDAs, Phulbani		FDAs, Boudh		FDAs, Malkangiri		FDAs, Rayagada											
Sl. No.	Submission/ Intervention	Category	Type	State Cost Norm (Rs/ha) @ wage rate Rs.315/- per MD	Physical (in ha) & Financial (in Rs.) Target	Physical (in ha) & Financial (in Rs.) Target	Physical (in ha) & Financial (in Rs.) Target	Physical (in ha) & Financial (in Rs.) Target											
A. Cost norms for Sub Missions and Intervention				Phy.	Fin.	Phy.	Fin.	Phy.	Fin.										
1	Sub Mission 1: Enhancing quality of forest cover and improving ecosystem services	a) Moderately dense forest cover, but showing degradation	Activity: Conversion of Moderately dense forest cover to dense forest Sub Activity: Protection from fire, grazing, illicit felling etc.																
										a) Advance Work	0	0	0	0	0	0	0		
										b) Creation	25409	0	0	0	0	0	0		
										c) Maintenance I Year	9685	0	0	0	0	0	0		
										II Year	5147	0	0	0	0	0	0		
										III Year	1905	0	0	0	0	0	0		
										<b>Total</b>	<b>47844</b>	<b>0</b>	<b>0</b>	<b>0</b>	<b>0</b>	<b>0</b>	<b>0</b>		
										<b>200 Plant/Ha. (Type A)</b>									
										a) Advance Work	6899	40	275060	30	206970	50	344950	50	344950
										b) Creation	28190	0	0	0	0	0	0	0	
										c) Maintenance I Year	10187	0	0	0	0	0	0	0	
										II Year	4294	0	0	0	0	0	0		
										III Year	1202	0	0	0	0	0	0		
										<b>Total</b>	<b>50772</b>	<b>40</b>	<b>275060</b>	<b>30</b>	<b>206970</b>	<b>50</b>	<b>344950</b>	<b>50</b>	<b>344950</b>
										<b>400 Plants/Ha. (Type B)</b>									
a) Advance Work	13828	30	414840	20	276560	30	414840	40	553120										
b) Creation	53334	0	0	0	0	0	0	0											
c) Maintenance I Year	19653	0	0	0	0	0	0	0											
II Year	6762	0	0	0	0	0	0												
III Year	1690	0	0	0	0	0	0												
<b>Total</b>	<b>95247</b>	<b>30</b>	<b>414840</b>	<b>20</b>	<b>276560</b>	<b>30</b>	<b>414840</b>	<b>40</b>	<b>553120</b>										
<b>Plants/Ha.</b>																			
a) Advance Work	24328	0	0	0	0	0	0	0											
b) Creation	35142	0	0	0	0	0	0	0											
c) Maintenance I Year	19593	0	0	0	0	0	0												
II Year	13002	0	0	0	0	0	0												
III Year	3750	0	0	0	0	0	0												
<b>Total</b>	<b>95815</b>	<b>0</b>	<b>0</b>	<b>0</b>	<b>0</b>	<b>0</b>	<b>0</b>	<b>0</b>											
<b>1600 Plant/Ha.</b>																			
a) Advance Work	32657	10	326570	10	326570	10	326570	15	489855										
b) Creation	175474	0	0	0	0	0	0	0											
c) Maintenance I Year	42591	0	0	0	0	0	0												
II Year	27246	0	0	0	0	0	0												
III Year	6989	0	0	0	0	0	0												
2	Sub Mission 2: Ecosystem restoration and increase in forest cover	a) Rehabilitation of shifting cultivation areas																	
										a) Advance Work	0	0	0	0	0	0			
										b) Creation	19593	0	0	0	0	0			
										c) Maintenance I Year	13002	0	0	0	0	0			
										II Year	3750	0	0	0	0	0			
										III Year	95815	0	0	0	0	0			
										<b>Total</b>	<b>95815</b>	<b>0</b>	<b>0</b>	<b>0</b>	<b>0</b>	<b>0</b>	<b>0</b>		
										<b>1600 Plant/Ha.</b>									
										a) Advance Work	32657	10	326570	10	326570	10	326570	15	489855
										b) Creation	175474	0	0	0	0	0	0	0	
										c) Maintenance I Year	42591	0	0	0	0	0	0		
										II Year	27246	0	0	0	0	0	0		
										III Year	6989	0	0	0	0	0	0		

Inspector General of Forests  
NAEB, MoEF&CC  
Room No.710, Pt. Deendayal  
Ahtyodaya Bhawan, CCO Complex  
Lodhi Road, New Delhi

Annexure-1: Work Plan giving landscape-wise details for carrying out the GIM Activities of FY 2022-23

Wage Rate: Rs. 315/day  
(Physical Target in Ha. And Financial Target in Rs. Lakh)

Sl. No.	Submission/ Intervention	Category	Landscape Name:	FDDA, Phulbani		FDDA, Boudh		FDDA, Malkangiri		FDDA, Rayagada		
				Physical (in ha) & Financial (in Rs.) Target	State Cost Norm (Rs/ha) @ wage rate Rs.315/- per MD	Physical (in ha) & Financial (in Rs.) Target	Physical (in ha) & Financial (in Rs.) Target	Physical (in ha) & Financial (in Rs.) Target	Physical (in ha) & Financial (in Rs.) Target			
				<b>1600 Plant/Ha.</b>	Total	284957	10	326570	10	326570	15	489855
		c) Ravine Reclamation		a) Advance Work		132323	0	0	0	0	0	0
				b) Creation		102498	0	0	0	0	0	0
				c) Maintenance I Year		44698	0	0	0	0	0	0
				II Year		24682	0	0	0	0	0	0
				III Year		22366	0	0	0	0	0	0
				<b>Total</b>	<b>326567</b>	<b>0</b>	<b>0</b>	<b>0</b>	<b>0</b>	<b>0</b>	<b>0</b>	<b>0</b>
				<b>2500 Plant/Ha.</b>								
				a) Advance Work		3420						
				b) Creation		91296						
				c) Maintenance I Year		17052						
				II Year		14202						
				III Year		14202						
				<b>Total</b>	<b>147682</b>	<b>0</b>	<b>0</b>	<b>0</b>	<b>0</b>	<b>0</b>	<b>0</b>	<b>0</b>
				<b>(1600 plants/ha)</b>								
				a) Advance Work		18684	0	0	0	0	0	0
				Creation (Extra Gabion Rs.299 per seedlings)		418176	0	0	0	0	0	0
				1st Year (Extra Gabion Maint. Rs.40 per seedlings)		262422	0	0	0	0	0	0
				2nd Year (Extra Gabion Maint. Rs.30 per seedlings)		111496	0	0	0	0	0	0
				3rd Year		98360	0	0	0	0	0	0
				<b>Total</b>	<b>909138</b>	<b>0</b>	<b>0</b>	<b>0</b>	<b>0</b>	<b>0</b>	<b>0</b>	<b>0</b>
				<b>Distribution of Seedlings for planting in Farmer's Land</b>		<b>86153</b>	<b>0</b>	<b>0</b>	<b>0</b>	<b>0</b>	<b>0</b>	<b>0</b>
				<b>Road Side Plantation 1600 Plant/Ha</b>								
				a) Advance Work		31523	0	0	0	0	0	0
				Creation (Extra Gabion Rs.299 per seedlings)		428060	0	0	0	0	0	0
				1st Year (Extra Gabion Maint. Rs.40 per seedlings)		316713	0	0	0	0	0	0
				2nd Year (Extra Gabion Maint. Rs.40 per seedlings)		189932	0	0	0	0	0	0
				3rd Year		169344	0	0	0	0	0	0
				<b>Total</b>	<b>1135572</b>	<b>0</b>	<b>0</b>	<b>0</b>	<b>0</b>	<b>0</b>	<b>0</b>	<b>0</b>
				<b>Per House Hold</b>		<b>3489</b>	<b>0</b>	<b>0</b>	<b>0</b>	<b>0</b>	<b>0</b>	<b>0</b>
3	Sub Mission 3: Enhancing tree cover in Urban & Peri-urban areas (including institutional lands)	Plantation in Urban & Peri-urban areas										
4	Sub Mission 4: Agro-Forestry and Social Forestry (increasing biomass & creating carbon sink)	a) Farmer's land including current fallows c) Highways/ Rural roads/ Canals/ Tank Bunds										
5	Promoting alternative energy	Biogas, Solar devices, LPG, Biomass-based										

  
 Director, G. M. S. & C. C. & P. S. Department  
 N.A.E.P. & C.C. & P. S. Department  
 Room No. 710, 1st Floor, D.D. C. C. & P. S. Department  
 N.A.E.P. & C.C. & P. S. Department  
 Angopara, Bhanwar, New Delhi  
 Lodhi Road, New Delhi



Annexure-1 : Work Plan giving landscape-wise details for carrying out the GIM Activities of FY 2022-23

Wage Rate: Rs. 315/day  
(Physical Target in Ha. And Financial Target in Rs. Lakh)

Sl. No.	Submission/ Intervention	Category	Type	State Cost Norm (Rs/ha) @ wage rate Rs.315- per MD	Landscape Name:		FDA, Phulbani		FDA, Boudh		FDA, Malkangiri		FDA, Rayagada	
					Physical (in ha) & Financial (in Rs.) Target	Physical (in ha) & Financial (in Rs.) Target	Physical (in ha) & Financial (in Rs.) Target	Physical (in ha) & Financial (in Rs.) Target						
				Total (A)	80.00	1017370.00	60.00	810100.00	90.00	1086360.00	105.00	1387925.00		
				Advance Work	80.00	1017370.00	60.00	810100.00	90.00	1086360.00	105.00	1387925.00		
				Creation	0.00	0.00	0.00	0.00	0.00	0.00	0.00	0.00		
				1st Year Maintenance	0.00	0.00	0.00	0.00	0.00	0.00	0.00	0.00		
				2nd Year Maintenance	0.00	0.00	0.00	0.00	0.00	0.00	0.00	0.00		
				3rd Year Maintenance	0.00	0.00	0.00	0.00	0.00	0.00	0.00	0.00		
				Total (B)	0	356080	0	283535	0	380226	0	485774		
				Total (A+B)	80	1373450	60	1093635	90	1466586	105	1873699		
B. For Support Activities														
1	Research (2% of A)				20347	16202			21727				27759	
2	Publicity/Media/outreach activities (1% of A)				10174	8101			10864				13879	
3	Monitoring and Evaluation (1% Of A)				10174	8101			10864				13879	
4	Local-level improvement activities (17 % of A)				172953	137717			184681				235947	
5	Strengthening local-level institutions (5% A)				50869	40505			54318				69396	
6	Strengthening HDs. (5% A)				50869	40505			54318				69396	
7	Mission Organisation, operation and maintenance, contingencies and overheads (4% A)				40695	32404			43454				55517	
				Total (B)	0	356080	0	283535	0	380226	0	485774		
				Total (A+B)	80	1373450	60	1093635	90	1466586	105	1873699		



Inspector General of Forests  
NAEB, MoE&CC  
Room No-710, Pt. Deendayal  
Antyodaya Bhawan, CGO Complex  
Lodhi Road, New Delhi

Annexure-1: Work Plan giving landscape-wise details for carrying out the GIM Activities of FY 2022-23

Wage Rate: Rs. 315/day  
(Physical Target in Ha. And Financial Target in Rs. Lakh)


Sl. No.	Submission/ Intervention	Category	Landscape Name:		FDA, Jeyapore		FDA, Rairakkhol		FDA, Keonjhar WL		FDA, Baripada			
			Type	State Cost Norm (Rs/ha) @ wage rate Rs.315/- per MD	Physical (in ha) & Financial (in Rs.) Target		Physical (in ha) & Financial (in Rs.) Target		Physical (in ha) & Financial (in Rs.) Target		Physical (in ha) & Financial (in Rs.) Target			
			Phy.	Fin.	Phy.	Fin.	Phy.	Fin.	Phy.	Fin.	Phy.	Fin.		
A. Cost norms for Sub Missions and Intervention														
1	Sub Mission 1: Enhancing quality of forest cover and improving ecosystem services	a) Moderately dense forest cover, but showing degradation	Activity: Conversion of Moderately dense forest cover to dense forest Sub Activity: Protection from fire, grazing, illicit felling etc.											
			a) Advance Work	0	0	0	0	0	0	0	0	0	0	
			b) Creation	0	0	0	0	0	0	0	0	0	0	
			c) Maintenance I Year	0	0	0	0	0	0	0	0	0	0	
			II Year	0	0	0	0	0	0	0	0	0	0	
			III Year	0	0	0	0	0	0	0	0	0	0	
			Total	0	0	0	0	0	0	0	0	0	0	
			200 Plant/Ha. (Type A)											
			a) Advance Work	6899	344950	0	0	0	0	0	0	0	0	0
			b) Creation	28190	0	0	0	0	0	0	0	0	0	0
			c) Maintenance I Year	10187	0	0	0	0	0	0	0	0	0	0
II Year	4294	0	0	0	0	0	0	0	0	0	0			
III Year	1202	0	0	0	0	0	0	0	0	0	0			
Total	50772	344950	0	0	0	0	0	0	0	0	0			
400 Plants/Ha. (Type B)														
a) Advance Work	13828	414840	0	0	0	0	0	0	0	0	0			
b) Creation	53334	0	0	0	0	0	0	0	0	0	0			
c) Maintenance I Year	19633	0	0	0	0	0	0	0	0	0	0			
II Year	6762	0	0	0	0	0	0	0	0	0	0			
III Year	1690	0	0	0	0	0	0	0	0	0	0			
Total	95247	414840	0	0	0	0	0	0	0	0	0			
Plants/Ha.														
a) Advance Work	24328	0	0	0	0	0	0	0	0	0	0			
b) Creation	35142	0	0	0	0	0	0	0	0	0	0			
c) Maintenance I Year	19593	0	0	0	0	0	0	0	0	0	0			
II Year	13002	0	0	0	0	0	0	0	0	0	0			
III Year	3750	0	0	0	0	0	0	0	0	0	0			
Total	95815	0	0	0	0	0	0	0	0	0	0			
1600 Plant/Ha.														
a) Advance Work	32657	326570	10	0	0	0	0	0	0	0	0			
b) Creation	175474	0	0	0	0	0	0	0	0	0	0			
c) Maintenance I Year	42591	0	0	0	0	0	0	0	0	0	0			
II Year	27246	0	0	0	0	0	0	0	0	0	0			
III Year	6989	0	0	0	0	0	0	0	0	0	0			
Total	284957	326570	10	0	0	0	0	0	0	0	0			
1600 Plant/Ha.														
a) Advance Work	132323	0	0	0	0	0	0	0	0	0	0			
b) Restoring Scrublands														
c) Ravine Reclamation														
B. Physical Target in Ha. And Financial Target in Rs. Lakh														
2	Sub Mission 2: Ecosystem restoration and increase in forest cover	a) Rehabilitation of shifting cultivation area	Activity: Conversion of Moderately dense forest cover to dense forest Sub Activity: Protection from fire, grazing, illicit felling etc.											
			a) Advance Work	0	0	0	0	0	0	0	0	0	0	
			b) Creation	0	0	0	0	0	0	0	0	0	0	
			c) Maintenance I Year	0	0	0	0	0	0	0	0	0	0	
			II Year	0	0	0	0	0	0	0	0	0	0	
			III Year	0	0	0	0	0	0	0	0	0	0	
			Total	0	0	0	0	0	0	0	0	0	0	0
			1600 Plant/Ha.											
			a) Advance Work	32657	326570	10	0	0	0	0	0	0	0	0
			b) Creation	175474	0	0	0	0	0	0	0	0	0	0
			c) Maintenance I Year	42591	0	0	0	0	0	0	0	0	0	0
II Year	27246	0	0	0	0	0	0	0	0	0	0			
III Year	6989	0	0	0	0	0	0	0	0	0	0			
Total	284957	326570	10	0	0	0	0	0	0	0	0			
1600 Plant/Ha.														
a) Advance Work	132323	0	0	0	0	0	0	0	0	0	0			
b) Restoring Scrublands														
c) Ravine Reclamation														

  
Inspector: General of Forests  
NAAEEB, M-04E883C  
Room No.710, Pt. Deendayal  
Aryabodhaya Bhawan, New Delhi  
Lodhi Road, New Delhi

Annexure-1: Work Plan giving landscape-wise details for carrying out the GIM Activities of FY 2022-23

(Physical Target in Ha. And Financial Target in Rs. Lakh)  
Wage Rate: Rs. 315/day

Sl. No.	Submission/ Intervention	Category	Type	State Cost Norm (RS/ha) @ wage rate Rs.315/- per MD	FD A, Jeypore		FD A, Karakholi		FD A, Keonjhar WL		FD A, Bargaruda	
					Physical (in ha) & Financial (in Rs.) Target	Physical (in ha) & Financial (in Rs.) Target	Physical (in ha) & Financial (in Rs.) Target	Physical (in ha) & Financial (in Rs.) Target	Physical (in ha) & Financial (in Rs.) Target			
3	Sub Mission 3: Enhancing tree cover in Urban & Peri-urban areas (including institutional lands)	Plantation in Urban & Peri-urban areas	d) Eco-restoration of Mangrove	2500 Plant/Ha.	a) Creation	0	0	0	0	0	0	0
					b) Maintenance I Year	44698	0	0	0	0	0	
					II Year	24682	0	0	0	0	0	
					III Year	22366	0	0	0	0	0	
					<b>Total</b>	<b>32657</b>	<b>0</b>	<b>0</b>	<b>0</b>	<b>0</b>	<b>0</b>	
					a) Advance Work	3420						
					b) Creation	91296						
					c) Maintenance I Year	21712						
					II Year	17052						
					III Year	14202						
<b>Total</b>	<b>147682</b>	<b>0</b>	<b>0</b>	<b>0</b>	<b>0</b>	<b>0</b>						
4	Sub Mission 4: Agro-Forestry and Social Forestry (increasing biomass & creating carbon sinks)	a) Farmer's land including current fallows	Distribution of Seedlings for planting in Farmer's Land Road Side Plantation 1600 Plant/1a	1600 plants/ha)	a) Advance Work	18684	0	0	0	0	0	0
					Creation (Extra Gabion Rs.299 per seedlings)	418176	0	0	0	0	0	
					1st Year (Extra Gabion Maint. Rs.40 per seedlings)	262422	0	0	0	0	0	
					2nd Year (Extra Gabion Maint. Rs.30 per seedlings)	111496	0	0	0	0	0	
					3rd Year	98360	0	0	0	0	0	
					<b>Total</b>	<b>909138</b>	<b>0</b>	<b>0</b>	<b>0</b>	<b>0</b>	<b>0</b>	
					Creation (Extra Gabion Rs.299 per seedlings)	86153	0	0	0	0	0	
					1st Year (Extra Gabion Maint. Rs.40 per seedlings)	31523	0	0	0	0	0	
					2nd Year (Extra Gabion Maint. Rs.40 per seedlings)	428060	0	0	0	0	0	
					3rd Year	316713	0	0	0	0	0	
<b>Total</b>	<b>189092</b>	<b>0</b>	<b>0</b>	<b>0</b>	<b>0</b>	<b>0</b>						
5	Promoting alternative energy	Biogas, Solar devices, LPG, Biomass-based systems, improved stoves	Per House Hold	3489	90.00	1086360.00	0.00	0.00	85.00	923075.00	90.00	1086360.00
					<b>Total (A)</b>	<b>90.00</b>	<b>1086360.00</b>	<b>0.00</b>	<b>0.00</b>	<b>85.00</b>	<b>923075.00</b>	<b>90.00</b>

  
Inspector General of Forests  
NAEB, MoEF&CC  
Room No.710, Pt. Deendayal  
Aryodaya Bhawan, CGO Complex  
Lodhi Road, New Delhi

Annexure-1: Work Plan giving landscape-wise details for carrying out the GIM Activities of FY 2022-23

Wage Rate: Rs. 315/day  
(Physical Target in Ha. And Financial Target in Rs. Lakh)

Sl. No.	Landscape Name:		State Cost Norm (Rs/ha) @ wage rate Rs.315/- per MD	FDA, Jeyapore		FDA, Rairakkol		FDA, Keonjhar WL		FDA, Baripada	
	Submission/ Intervention	Category		Type	Physical (in ha) & Financial (in Rs.) Target	Physical (in ha) & Financial (in Rs.) Target	Physical (in ha) & Financial (in Rs.) Target	Physical (in ha) & Financial (in Rs.) Target	Physical (in ha) & Financial (in Rs.) Target	Physical (in ha) & Financial (in Rs.) Target	
				0.00	0.00	0.00	0.00	0.00	0.00	0.00	0.00
				0.00	0.00	0.00	0.00	0.00	0.00	0.00	0.00
				0.00	0.00	0.00	0.00	0.00	0.00	0.00	0.00
				0.00	0.00	0.00	0.00	0.00	0.00	0.00	0.00
B. For Support Activities											
1	Research (2% of A)			21727	0	18462	0	18462	0	21727	0
2	Publicity/Media/outreach activities (1% of A)			10864	0	9231	0	9231	0	10864	0
3	Monitoring and Evaluation (1% OF A)			10864	0	9231	0	9231	0	10864	0
4	Livelihood improvement activities. (17 % of A)			184681	0	156923	0	156923	0	184681	0
5	Strengthening local-level institutions (5% A)			54318	0	46154	0	46154	0	54318	0
6	Strengthening FDs (5% A)			54318	0	46154	0	46154	0	54318	0
7	Mission Organisation, operation and maintenance, contingencies and overheads (4% A)			43454	0	36923	0	36923	0	43454	0
Total (B)				0	380226	0	323076	0	323076	0	380226
Total (A+B)				90	1466586	0	85	1246151	0	90	1466586

  
Inspector General of Forests  
NABE, MOEF&CC  
Room No.710, P. Deendayal  
Anandaya Bhawan, CGO Complex  
Lodhi Road, New Delhi

Annexure-1 : Work Plan giving landscape-wise details for carrying out the GIM Activities of FY 2022-23

Wage Rate: Rs. 315/day  
(Physical Target in Ha. And Financial Target in Rs. Lakh)


Landscape Name:		FDAs, Subarnapur		FDAs, Aihgarh		FDAs, Athmalik		FDAs, Deogarh			
Sl. No.	Submission/ Intervention	Category	Type	State Cost Norm (Rs/ha) @ wage rate Rs.315/- per MD	Physical (in ha) & Financial (in Rs.) Target	Physical (in ha) & Financial (in Rs.) Target	Physical (in ha) & Financial (in Rs.) Target	Physical (in ha) & Financial (in Rs.) Target			
A. Cost norms for Sub Missions and Intervention					Phy. -	Fin. -	Phy. -	Fin. -	Phy. -	Fin. -	
1	Sub Mission 1: Enhancing quality of forest cover and improving ecosystem services	a) Moderately dense forest cover, but showing degradation	Activity: Conversion of Moderately dense forest cover to dense forest. Sub Activity: Protection from fire, grazing, illicit felling etc.	a) Advance Work	0	0	0	0	0	0	
				b) Creation	25409	0	0	0	0	0	
				c) Maintenance I Year	9685	0	0	0	0	0	
				II Year	5147	0	0	0	0	0	
				III Year	1905	0	0	0	0	0	
				<b>Total</b>	<b>47544</b>	<b>0</b>	<b>0</b>	<b>0</b>	<b>0</b>	<b>0</b>	<b>0</b>
				<b>200 Plant/ha. (Type A)</b>							
				a) Advance Work	6899	30	206970	0	0	0	0
				b) Creation	28190	0	0	0	0	0	0
				c) Maintenance I Year	10187	0	0	0	0	0	0
				II Year	4294	0	0	0	0	0	0
				III Year	1202	0	0	0	0	0	0
				<b>Total</b>	<b>50772</b>	<b>30</b>	<b>206970</b>	<b>0</b>	<b>0</b>	<b>0</b>	<b>0</b>
				<b>400 Plant/ha. (Type B)</b>							
				a) Advance Work	13828	30	414840	0	0	0	0
b) Creation	53334	0	0	0	0	0	0				
c) Maintenance I Year	19633	0	0	0	0	0	0				
II Year	6762	0	0	0	0	0	0				
III Year	1690	0	0	0	0	0	0				
<b>Total</b>	<b>95247</b>	<b>30</b>	<b>414840</b>	<b>0</b>	<b>0</b>	<b>0</b>	<b>0</b>				
<b>Plants/ha.</b>											
a) Advance Work	24328	0	0	0	0	0	0				
b) Creation	35142	0	0	0	0	0	0				
c) Maintenance I Year	19593	0	0	0	0	0	0				
II Year	13002	0	0	0	0	0	0				
III Year	3750	0	0	0	0	0	0				
<b>Total</b>	<b>95815</b>	<b>0</b>	<b>0</b>	<b>0</b>	<b>0</b>	<b>0</b>	<b>0</b>				
<b>1600 Plant/ha.</b>											
a) Advance Work	32657	5	163285	0	0	0	0				
b) Creation	175474	0	0	0	0	0	0				
c) Maintenance I Year	42591	0	0	0	0	0	0				
II Year	27246	0	0	0	0	0	0				
III Year	6989	0	0	0	0	0	0				
<b>Total</b>	<b>284957</b>	<b>5</b>	<b>163285</b>	<b>0</b>	<b>0</b>	<b>0</b>	<b>0</b>				
<b>1600 Plant/ha.</b>											

Inspector General of Forests  
NAEB, MoEF&CC  
Room No.710, Pt. Deendayal  
Ambyodaya Bhawan, CGO Complex  
Lodhi Road, New Delhi

Annexure-1: Work Plan giving landscape-wise details for carrying out the GIM Activities of FY 2022-23

Wage Rate: Rs. 315/day  
(Physical Target in Ha. And Financial Target in Rs. Lakh)

Sl. No.	Submission/ Intervention	Category	Type	State Cost Norm (Rs/ha) @ wage rate Rs.315/- per MD	FDA, Subarnapur			FDA, Atbgarh			FDA, Athmalik			FDA, Deogarh					
					Physical (in ha) & Financial (in Rs.) Target	Physical (in ha) & Financial (in Rs.) Target	Physical (in ha) & Financial (in Rs.) Target	Physical (in ha) & Financial (in Rs.) Target	Physical (in ha) & Financial (in Rs.) Target	Physical (in ha) & Financial (in Rs.) Target	Physical (in ha) & Financial (in Rs.) Target	Physical (in ha) & Financial (in Rs.) Target							
3	Sub Mission 3: Enhancing tree cover in Urban & Peri-urban areas (including institutional lands)	e) Ravine Reclamation	a) Advance Work	132323	0	0	0	0	0	0	0	0	0	0	0	0	0		
			b) Creation	102498	0	0	0	0	0	0	0	0	0	0	0	0	0	0	
			c) Maintenance I Year	44698	0	0	0	0	0	0	0	0	0	0	0	0	0	0	
			II Year	24682	0	0	0	0	0	0	0	0	0	0	0	0	0	0	
		III Year	22366	0	0	0	0	0	0	0	0	0	0	0	0	0	0		
		<b>Total</b>	<b>326567</b>	<b>0</b>	<b>0</b>	<b>0</b>	<b>0</b>	<b>0</b>	<b>0</b>	<b>0</b>	<b>0</b>	<b>0</b>	<b>0</b>	<b>0</b>	<b>0</b>	<b>0</b>	<b>0</b>	<b>0</b>	
		d) Eco-restoration of Mangrove	a) Advance Work	3420															
			b) Creation	91296															
			c) Maintenance I Year	21712															
		II Year	17052																
III Year	14202																		
<b>Total</b>	<b>147682</b>	<b>0</b>	<b>0</b>	<b>0</b>	<b>0</b>	<b>0</b>	<b>0</b>	<b>0</b>	<b>0</b>	<b>0</b>	<b>0</b>	<b>0</b>	<b>0</b>	<b>0</b>	<b>0</b>	<b>0</b>	<b>0</b>		
4	Sub Mission 4: Agro-forestry and Social Forestry (increasing biomass & creating carbon sink)	Plantation in Urban & Peri-urban areas	a) Advance Work	18684	0	0	0	0	0	0	0	0	0	0	0	0	0	0	
			Creation (Extra Gabion Rs.299 per seedlings)	418176	0	0	0	0	0	0	0	0	0	0	0	0	0	0	0
			1st Year (Extra Gabion Maint. Rs.40 per seedlings)	262422	0	0	0	0	0	0	0	0	0	0	0	0	0	0	0
			2nd Year (Extra Gabion Maint. Rs.30 per seedlings)	111496	0	0	0	0	0	0	0	0	0	0	0	0	0	0	0
		3rd Year	98360	0	0	0	0	0	0	0	0	0	0	0	0	0	0	0	0
		<b>Total</b>	<b>909138</b>	<b>0</b>	<b>0</b>	<b>0</b>	<b>0</b>	<b>0</b>	<b>0</b>	<b>0</b>	<b>0</b>	<b>0</b>	<b>0</b>	<b>0</b>	<b>0</b>	<b>0</b>	<b>0</b>	<b>0</b>	<b>0</b>
		a) Farmer's land including current fallows	Distribution of Seedlings for planting in Farmer's Land	86153	0	0	0	0	0	0	0	0	0	0	0	0	0	0	0
			Road Side Plantation 1600 Plant/Ha																
		e) Highways/ Rural roads/ Canals/ Tank Bunds	a) Advance Work	31523	0	0	0	0	0	0	0	0	0	0	0	0	0	0	0
			Creation (Extra Gabion Rs.299 per seedlings)	428060	0	0	0	0	0	0	0	0	0	0	0	0	0	0	0
1st Year (Extra Gabion Maint. Rs.40 per seedlings)	316713		0	0	0	0	0	0	0	0	0	0	0	0	0	0	0		
2nd Year (Extra Gabion Maint. Rs.40 per seedlings)	189932		0	0	0	0	0	0	0	0	0	0	0	0	0	0	0		
3rd Year	169344	0	0	0	0	0	0	0	0	0	0	0	0	0	0	0	0		
<b>Total</b>	<b>1135572</b>	<b>0</b>	<b>0</b>	<b>0</b>	<b>0</b>	<b>0</b>	<b>0</b>	<b>0</b>	<b>0</b>	<b>0</b>	<b>0</b>	<b>0</b>	<b>0</b>	<b>0</b>	<b>0</b>	<b>0</b>	<b>0</b>		
5	Promoting alternative energy	Biogas, Solar devices, LPG, Biomass-based systems, improved stoves	Per House Hold	3489	0	0	0	0	0	0	0	0	0	0	0	0	0	0	
				<b>Total (A)</b>	<b>785095.00</b>	<b>65.00</b>	<b>0.00</b>	<b>0.00</b>	<b>0.00</b>	<b>0.00</b>	<b>0.00</b>	<b>0.00</b>	<b>0.00</b>	<b>0.00</b>	<b>0.00</b>	<b>0.00</b>	<b>0.00</b>	<b>0.00</b>	<b>0.00</b>

  
Inspector General of Forests  
NANAE, Mof&CC  
Room No. 710, P. Deendayal  
Rajawade Bhawan, New Delhi  
110002

Annexure-1: Work Plan giving landscape-wise details for carrying out the GIM Activities of FY 2022-23

Wage Rate: Rs. 315/day  
(Physical Target in Ha. And Financial Target in Rs. Lakh)

Landscape Name:		PDAs, Subarnapur		PDAs, Athgarh		PDAs, Athmalik		PDAs, Deogarh			
Sl. No.	Submission/ Intervention	Category	Type	State Cost Norm (Rs/ha) @ wage rate Rs.315/- per MD	Physical (in ha) & Financial (in Rs.) Target	Physical (in ha) & Financial (in Rs.) Target	Physical (in ha) & Financial (in Rs.) Target	Physical (in ha) & Financial (in Rs.) Target	Physical (in ha) & Financial (in Rs.) Target		
			Advance Work		65.00	785095.00	0.00	0.00	0.00	55.00	646815.00
			Creation		0.00	0.00	0.00	0.00	0.00	0.00	0.00
			1st Year Maintenance		0.00	0.00	0.00	0.00	0.00	0.00	0.00
			2nd Year Maintenance		0.00	0.00	0.00	0.00	0.00	0.00	0.00
			3rd Year Maintenance		0.00	0.00	0.00	0.00	0.00	0.00	0.00
B. For Support Activities											
1	Research (2% of A)					15702	0	0	0		12936
2	Publicity/Media/outreach activities (1% of A)					7851	0	0	0		6468
3	Monitoring and Evaluation (1% OF A)					7851	0	0	0		6468
4	Local/hood improvement activities. (17 % of A)					133466	0	0	0		109959
5	Strengthening local level institutions (5% A)					39255	0	0	0		32341
6	Strengthening PDs (5% A)					31404	0	0	0		25873
7	Mission Organisation, operation and maintenance, contingencies and overheads (9% A)					274783	0	0	0		226385
				Total (B)	0	274783	0	0	0	0	226385
				Total (A+B)	65	1059878	0	0	0	55	873200

  
 Inspector General of Forests  
 NAEB, MoEF&CC  
 Room No.710, Pt. Deendayal  
 Anandaya Bhawan, CGO Complex  
 Lodhi Road, New Delhi

Annexure-1: Work Plan giving landscape-wise details for carrying out the GIM Activities of FY 2022-23

Wage Rate: Rs. 315/day  
(Physical Target in Ha. And Financial Target in Rs. Lakh)

Sl. No.	Submission/ Intervention	Category	Landscape Name:	State Cost Norm (Rs/ha) @ wage rate Rs.315/- per MD	FDA, Ghumsur North			FDA, Karanjia			FDA, Rourkela			FDA, Sambalpur					
					Physical (in ha) & Financial (in Rs.) Target			Physical (in ha) & Financial (in Rs.) Target			Physical (in ha) & Financial (in Rs.) Target			Physical (in ha) & Financial (in Rs.) Target					
					Phy.	Fin.	Fin.	Phy.	Fin.	Fin.	Phy.	Fin.	Fin.	Phy.	Fin.	Fin.			
1	Sub Mission 1: Enhancing quality of forest cover and improving ecosystem services	a) Moderately dense forest cover, but showing degradation	Activity: Conversion of Moderately dense forest cover to dense forest Sub Activity: Protection from fire, grazing, illicit felling etc.	a) Advance Work	5398	0	0	0	0	0	0	0	0	0	0	0			
				b) Creation	25409	0	0	0	0	0	0	0	0	0	0	0	0		
				c) Maintenance I Year	9685	0	0	0	0	0	0	0	0	0	0	0	0		
				II Year	5147	0	0	0	0	0	0	0	0	0	0	0	0		
				III Year	1905	0	0	0	0	0	0	0	0	0	0	0	0		
				<b>Total</b>	<b>47544</b>	<b>0</b>	<b>0</b>	<b>0</b>	<b>0</b>	<b>0</b>	<b>0</b>	<b>0</b>	<b>0</b>	<b>0</b>	<b>0</b>	<b>0</b>	<b>0</b>	<b>0</b>	
				<b>200 Plant/Ha. (Type A)</b>															
				a) Advance Work	6899	30	206970	50	344950	50	344950	50	344950	50	344950	50	344950	50	344950
				b) Creation	28190	0	0	0	0	0	0	0	0	0	0	0	0	0	0
				c) Maintenance I Year	10187	0	0	0	0	0	0	0	0	0	0	0	0	0	0
II Year	4294	0	0	0	0	0	0	0	0	0	0	0	0	0	0				
III Year	1202	0	0	0	0	0	0	0	0	0	0	0	0	0	0				
<b>Total</b>	<b>50772</b>	<b>30</b>	<b>206970</b>	<b>50</b>	<b>344950</b>	<b>50</b>	<b>344950</b>	<b>50</b>	<b>344950</b>	<b>50</b>	<b>344950</b>	<b>50</b>	<b>344950</b>	<b>50</b>	<b>344950</b>				
2	Sub Mission 2: Ecosystem restoration and increase in forest cover	b) Eco-restoration of degraded open forests	Plants/Ha.	a) Advance Work	13828	30	414840	30	414840	30	414840	30	414840	30	414840	30	414840		
				b) Creation	53334	0	0	0	0	0	0	0	0	0	0	0	0	0	
				c) Maintenance I Year	19633	0	0	0	0	0	0	0	0	0	0	0	0	0	
				II Year	6762	0	0	0	0	0	0	0	0	0	0	0	0	0	
				III Year	1690	0	0	0	0	0	0	0	0	0	0	0	0	0	
				<b>Total</b>	<b>95247</b>	<b>30</b>	<b>414840</b>	<b>30</b>	<b>414840</b>	<b>30</b>	<b>414840</b>	<b>30</b>	<b>414840</b>	<b>30</b>	<b>414840</b>	<b>30</b>	<b>414840</b>	<b>30</b>	<b>414840</b>
				<b>1600 Plant/Ha.</b>															
				a) Advance Work	24328	0	0	0	0	0	0	0	0	0	0	0	0	0	0
				b) Creation	35142	0	0	0	0	0	0	0	0	0	0	0	0	0	0
				c) Maintenance I Year	19593	0	0	0	0	0	0	0	0	0	0	0	0	0	0
II Year	13002	0	0	0	0	0	0	0	0	0	0	0	0	0	0				
III Year	3750	0	0	0	0	0	0	0	0	0	0	0	0	0	0				
<b>Total</b>	<b>95815</b>	<b>0</b>	<b>0</b>	<b>0</b>	<b>0</b>	<b>0</b>	<b>0</b>	<b>0</b>	<b>0</b>	<b>0</b>	<b>0</b>	<b>0</b>	<b>0</b>	<b>0</b>	<b>0</b>				
2	Sub Mission 2: Ecosystem restoration and increase in forest cover	c) Ravine Reclamation	1600 Plant/Ha.	a) Advance Work	32657	3	97971	5	163285	5	163285	5	163285	5	163285	5	163285		
				b) Creation	175474	0	0	0	0	0	0	0	0	0	0	0	0	0	
				c) Maintenance I Year	42591	0	0	0	0	0	0	0	0	0	0	0	0	0	
				II Year	27246	0	0	0	0	0	0	0	0	0	0	0	0	0	
				III Year	6989	0	0	0	0	0	0	0	0	0	0	0	0	0	
				<b>Total</b>	<b>284957</b>	<b>3</b>	<b>97971</b>	<b>5</b>	<b>163285</b>	<b>5</b>	<b>163285</b>	<b>5</b>	<b>163285</b>	<b>5</b>	<b>163285</b>	<b>5</b>	<b>163285</b>	<b>5</b>	<b>163285</b>
				<b>1600 Plant/Ha.</b>															
				a) Advance Work	132323	0	0	0	0	0	0	0	0	0	0	0	0	0	0
				b) Creation	102498	0	0	0	0	0	0	0	0	0	0	0	0	0	0
				c) Maintenance I Year	44698	0	0	0	0	0	0	0	0	0	0	0	0	0	0
II Year	24682	0	0	0	0	0	0	0	0	0	0	0	0	0	0				
III Year	22366	0	0	0	0	0	0	0	0	0	0	0	0	0	0				
<b>Total</b>	<b>326567</b>	<b>0</b>	<b>0</b>	<b>0</b>	<b>0</b>	<b>0</b>	<b>0</b>	<b>0</b>	<b>0</b>	<b>0</b>	<b>0</b>	<b>0</b>	<b>0</b>	<b>0</b>	<b>0</b>				

Inspector General of Forests  
NAB, MofREC  
Room No-710, Pt. Deendral  
Antyodaya Bhawan, CGO Complex  
Lodhi Road, New Delhi



Annexure-1: Work Plan giving landscape-wise details for carrying out the GIM Activities of FY 2022-23

(Physical Target in Ha. And Financial Target in Rs. Lakh)  
Wage Rate: Rs. 315/day

Landscape Name:			FDA, Chhannur North	FDA, Karanjia	FDA, Rourkela	FDA, Sambalpur		
Sl. No.	Submission/ Intervention	Category	State Cost Norm (Rs/ha) @ wage rate Rs.315/- per MD	Physical (in ha) & Financial (in Rs.) Target	Physical (in ha) & Financial (in Rs.) Target	Physical (in ha) & Financial (in Rs.) Target	Physical (in ha) & Financial (in Rs.) Target	
3	Sub Mission 3: Enhancing tree cover in Urban & Peri-urban areas (including institutional lands)	Plantation in Urban & Peri-urban areas	(1600 plants/ha)	a) Advance Work	0	0	0	0
				b) Creation	91296	0	0	0
				c) Maintenance I Year	21712	0	0	0
				II Year	17052	0	0	0
				III Year	14202	0	0	0
<b>Total</b>	<b>147682</b>	<b>0</b>	<b>0</b>	<b>0</b>	<b>0</b>			
4	Sub Mission 4: Agro-forestry and Social Forestry (increasing biomass & creating carbon sink)	a) Farmer's land including current fallows	Distribution of Seedlings for planting in Farmer's Land Road Side Plantation 1600 Plant/ha at Advance Work	a) Advance Work	0	0	0	0
				b) Creation (Extra Gabion Maint. Rs.299 per seedlings)	18684	0	0	0
				c) Maintenance I Year (Extra Gabion Maint. Rs.40 per seedlings)	418176	0	0	0
				II Year (Extra Gabion Maint. Rs.40 per seedlings)	262422	0	0	0
				III Year (Extra Gabion Maint. Rs.30 per seedlings)	111496	0	0	0
<b>Total</b>	<b>909138</b>	<b>0</b>	<b>0</b>	<b>0</b>	<b>0</b>			
5	Promoting alternative energy	Biogas, Solar devices, LPG, Biomass-based systems, improved stoves	Per House Hold	a) Advance Work	0	0	0	0
				b) Creation	3489	0	0	0
				c) Maintenance I Year	63.00	719781.00	85.00	923075.00
				II Year	0.00	0.00	0.00	0.00
				III Year	0.00	0.00	0.00	0.00
<b>Total (A)</b>	<b>3489</b>	<b>63.00</b>	<b>719781.00</b>	<b>85.00</b>	<b>923075.00</b>			
B. For Support Activities								
1	Research (2% of A)			14396	18462	18462		
2	Publicity/Media/outreach activities (1% of A)			7198	9231	9231		
3	Monitoring and Evaluation (1% of A)			7198	9231	9231		
4	livelihood improvement activities. (17 % of A)			122363	156923	156923		
5	Strengthening local-level institutions (5% A)			35989	46154	46154		
6	Strengthening FPOs (5% A)			35989	46154	46154		
7	Mission Organisation, operation and maintenance, contingencies and overheads (4% A)			28791	36923	36923		
<b>Total (B)</b>			<b>0</b>	<b>251923</b>	<b>0</b>	<b>323076</b>		

Inspector General of Forests  
NAEB, MOEF&CC  
Room No.710, Pt. Deendayal  
Aurobinda Bhawan, CGO Complex  
Lodhi Road, New Delhi

Annexure-1: Work Plan giving landscape-wise details for carrying out the GIM Activities of FY 2022-23

Wage Rate: Rs. 315/day  
(Physical Target in Ha. And Financial Target in Rs. Lakh)

Sl. No.	Landscape Name:			State Cost Norm (Rs/ha) @ wage rate Rs.315/- per. MID	FDA, Ghumsur North		FDA, Karanjia		FDA, Rourkela		FDA, Sambalpur	
	Submission/ Intervention	Category	Type		Physical (in ha) & Financial (in Rs.) Target	Physical (in ha) & Financial (in Rs.) Target	Physical (in ha) & Financial (in Rs.) Target	Physical (in ha) & Financial (in Rs.) Target	Physical (in ha) & Financial (in Rs.) Target	Physical (in ha) & Financial (in Rs.) Target		
				Total (A+B)	63	971704	85	1246151	85	1246151	85	1246151



Inspector General of Forests  
NAEB, MoEF&CC  
Room No.710, Pt. Deendayal  
Antyodaya Bhawan, CGO Complex  
Lodhi Road, New Delhi

Annexure-1: Work Plan giving landscape-wise details for carrying out the GIM Activities of FY 2022-23

Wage Rate: Rs. 315/day  
(Physical Target in Ha. And Financial Target in Rs. Lakh)

Landscape Name:		FDAs, Jharsuguda		FDAs, Khordha		FDAs, Bhadrak WL		Consolidated Total					
Sl. No.	Submission/ Intervention	Category	Type	State Cost Norm (Rs/ha) @ wage rate Rs.315/- per MD	Physical (in ha) & Financial (in Rs.) Target	Physical (in ha) & Financial (in Rs.) Target	Physical (in ha) & Financial (in Rs.) Target	Physical (in ha) & Financial (in Rs.) Target	Physical (in ha) & Financial (in Rs.) Target				
A. Cost norms for Sub Missions and Intervention				Phy.	Fin.	Phy.	Fin.	Phy.	Fin.				
1	Sub Mission 1: Enhancing quality of forest cover and improving ecosystem services	a) Moderately dense forest cover, but showing degradation	Activity: Conversion of Moderately dense forest cover to dense forest Sub Activity: Protection from fire, grazing, illicit felling etc.	a) Advance Work	0	0	0	0	0	0			
				b) Creation	25409	0	0	0	0	0	87661.05		
				c) Maintenance I Year	9685	0	0	0	0	0	9685.00		
				II Year	5147	0	0	0	0	0	400		
				III Year	1905	0	0	0	0	0	0		
				<b>Total</b>	<b>47544</b>	<b>0</b>	<b>0</b>	<b>0</b>	<b>0</b>	<b>0</b>	<b>845</b>	<b>117934.05</b>	
				<b>200 Plant/Ha. (Type A)</b>									
				a) Advance Work	6899	30	206970	0	0	0	0	1020	70369.80
				b) Creation	28190	0	0	0	0	0	0	968	272882.94
				c) Maintenance I Year	10187	0	0	0	0	0	0	925	94227.55
				II Year	4294	0	0	0	0	0	0	1857	79734.47
				III Year	1202	0	0	0	0	0	0	2590	31128.24
				<b>Total</b>	<b>50772</b>	<b>30</b>	<b>206970</b>	<b>0</b>	<b>0</b>	<b>0</b>	<b>0</b>	<b>7360</b>	<b>548342.99</b>
				<b>400 Plant/Ha. (Type B)</b>									
				a) Advance Work	13828	20	276560	0	0	0	0	760	105092.80
b) Creation	53334	0	0	0	0	0	0	502	267738.50				
c) Maintenance I Year	19633	0	0	0	0	0	0	310	60860.85				
II Year	6762	0	0	0	0	0	0	1711	115662.80				
III Year	1690	0	0	0	0	0	0	2200	37184.80				
<b>Total</b>	<b>95247</b>	<b>20</b>	<b>276560</b>	<b>0</b>	<b>0</b>	<b>0</b>	<b>0</b>	<b>5483</b>	<b>586539.76</b>				
<b>Plants/Ha.</b>													
a) Advance Work	24328	0	0	0	0	0	0	0	0				
b) Creation	35142	0	0	0	0	0	0	80	28113.60				
c) Maintenance I Year	19593	0	0	0	0	0	0	5	9796.5				
II Year	13002	0	0	0	0	0	0	195	25353.90				
III Year	3750	0	0	0	0	0	0	250	93750.0				
<b>Total</b>	<b>95815</b>	<b>0</b>	<b>0</b>	<b>0</b>	<b>0</b>	<b>0</b>	<b>0</b>	<b>530</b>	<b>638221.5</b>				
<b>1600 Plant/Ha.</b>													
a) Advance Work	32657	5	163285	0	0	0	0	220	71845.40				
b) Creation	175474	0	0	0	0	0	0	140	245663.60				
c) Maintenance I Year	42591	0	0	0	0	0	0	75	31943.25				
II Year	27246	0	0	0	0	0	0	253	68932.28				
III Year	6989	0	0	0	0	0	0	270	18870.30				
<b>Total</b>	<b>284957</b>	<b>5</b>	<b>163285</b>	<b>0</b>	<b>0</b>	<b>0</b>	<b>0</b>	<b>958</b>	<b>437254.93</b>				
<b>1600 Plant/Ha.</b>													

Inspector General of Forests  
NAB, MoEF&CC  
Room No.710, Pt. Deendayal  
Aurobinda Bhawan, CGO Complex  
Lodhi Road, New Delhi

Annexure-1: Work Plan giving landscape-wise details for carrying out the GIM Activities of FY 2022-23

Wage Rate: Rs. 315/day  
(Physical Target in Ha. And Financial Target in Rs. Lakh)


Sl. No.	Submission/ Intervention	Category	Landscape Name: Type	State Cost Norm (Rs/ha) @ wage rate Rs.315/- per MD	FDA, Jharsuguda		FDA, Khordha		FDA, Bhadrak WL		Consolidated Total		
					Physical (in ha) & Financial (in Rs.) Target	Physical (in ha) & Financial (in Rs.) Target	Physical (in ha) & Financial (in Rs.) Target	Physical (in ha) & Financial (in Rs.) Target	Physical (in ha) & Financial (in Rs.) Target				
3	Sub Mission 3: Enhancing tree cover in Urban & Peri-urban areas (including institutional lands)	c) Ravine Reclamation	a) Advance Work	132323	0	0	0	0	0	0	0		
			b) Creation	102498	0	0	0	0	0	0	0		
			c) Maintenance I Year	44698	0	0	0	0	0	0	0		
			II Year	24682	0	0	0	0	0	0	0		
			III Year	22366	0	0	0	0	0	0	0		
			<b>Total</b>	<b>326567</b>	<b>0</b>	<b>0</b>	<b>0</b>	<b>0</b>	<b>0</b>	<b>0</b>	<b>0</b>	<b>0</b>	
			d) Eco-restoration of Mangrove	a) Advance Work	3420	0	0	0	0	0	0	0	
			b) Creation	91296	0	0	0	0	0	0	0		
			c) Maintenance I Year	21712	0	0	0	0	0	0	0		
			II Year	17052	0	0	0	0	0	0	0		
III Year	14202	0	0	0	0	0	0	0					
<b>Total</b>	<b>147682</b>	<b>0</b>	<b>0</b>	<b>0</b>	<b>0</b>	<b>0</b>	<b>0</b>	<b>0</b>	<b>0</b>				
4	Sub Mission 4: Agro-Forestry and Social Forestry (increasing biomass & creating carbon sink)	Plantation in Urban & Peri-urban areas	a) Advance Work	18684	0	0	0	0	0	0	0		
			Creation (Extra Gabion Rs.299 per seedlings)	418176	0	0	0	0	0	0	0		
			1st Year (Extra Gabion Maint. Rs.40 per seedlings)	262422	0	0	0	0	0	0	0		
			2nd Year (Extra Gabion Maint. Rs.30 per seedlings)	111496	0	0	0	0	0	0	0		
			3rd Year	98360	0	0	0	0	0	0	0		
			<b>Total</b>	<b>909138</b>	<b>0</b>	<b>0</b>	<b>0</b>	<b>0</b>	<b>0</b>	<b>0</b>	<b>0</b>	<b>0</b>	
			a) Farmer's land including current fallows	Distribution of Seedlings for planting in Farmer's Land	86153	0	0	0	0	0	0	0	0
			b) Road Side Plantation 1600 Plan/Ha	a) Advance Work	31523	0	0	0	0	0	0	0	
			c) Highways/Rural roads/ Canals/ Tank Bunds	Creation (Extra Gabion Rs.299per seedlings)	428060	0	0	0	0	0	0	0	
			1st Year (Extra Gabion Maint. Rs.40 per seedlings)	316713	0	0	0	0	0	0	0		
2nd Year (Extra Gabion Maint. Rs.40 per seedlings)	180932	0	0	0	0	0	0	0					
3rd Year	169344	0	0	0	0	0	0	0					
<b>Total</b>	<b>1135572</b>	<b>0</b>	<b>0</b>	<b>0</b>	<b>0</b>	<b>0</b>	<b>0</b>	<b>0</b>	<b>0</b>				
5	Promoting alternative energy	Biogas, Solar devices, LPG, Biomass-based systems, improved stoves	Per House Hold	3489	0	0	0	0	0	0	0		
				<b>Total (A)</b>	<b>55.00</b>	<b>646815.00</b>	<b>0.00</b>	<b>0.00</b>	<b>30.00</b>	<b>102600.00</b>	<b>15706.84</b>	<b>252406826.68</b>	

Inspector General of Forests  
Room No.710, Pt. Deendayal  
NABE, MotefCC  
Artyodra Barwar, CCO Complex  
Tolli Road, New Delhi

Annexure-1: Work Plan giving landscape-wise details for carrying out the GIM Activities of FY 2022-23

Wage Rate: Rs. 315/day  
(Physical Target in Ha. And Financial Target in Rs. Lakh)

Sl. No.	Submission/ Intervention	Category	Type	State Cost Norm (Rs/ha) @ wage rate Rs.15/- per MD	FDA, Jharsuguda		FDA, Khoratha		FDA, Bhadrak WL		Consolidated Total	
					Physical (in ha) & Financial (in Rs.) Target	Physical (in ha) & Financial (in Rs.) Target	Physical (in ha) & Financial (in Rs.) Target	Physical (in ha) & Financial (in Rs.) Target	Physical (in ha) & Financial (in Rs.) Target	Physical (in ha) & Financial (in Rs.) Target		
			Advance Work	55.00	646815.00	0.00	0.00	30.00	102600.00	2030.00	24833400.00	
			Creation	0.00	0.00	0.00	0.00	0.00	0.00	2108.00	112943832.49	
			1st Year Maintenance	0.00	0.00	0.00	0.00	0.00	0.00	1473.09	35596330.19	
			2nd Year Maintenance	0.00	0.00	0.00	0.00	0.00	0.00	4558.75	51717882.47	
			3rd Year Maintenance	0.00	0.00	0.00	0.00	0.00	0.00	5537.00	27315381.52	
B. For Support Activities												
1	Research (2% of A)				12936		0		2052		5048137	
2	Publicity/Media/outreach activities (1% of A)				6468		0		1026		2524068	
3	Monitoring and Evaluation (1% of A)				6468		0		1026		2524068	
4	Localbody improvement activities. (17 % of A)				109959		0		17442		42909161	
5	Strengthening local-level institutions (5% A)				32341		0		5130		12620341	
6	Strengthening FDS (5% A)				32341		0		5130		12620341	
7	Mission Organisation, operation and maintenance, contingencies and overheads (4% A)				25873		0		4104		10096273	
					0		0		0		0	
					55	226385	0	30	35910	0	88342389	
						873200	0		138510	15707	340749216	
											34.07	
Total Rs. in Crore(A+B)												



Inspector General of Forests  
NAEB, MoEF&CC  
Room No.710, Pt. Deendayal  
Antyodaya Bhawan, CGO Complex  
Lodhi Road, New Delhi

